



National Employment Report

ADP NATIONAL EMPLOYMENT REPORT: PRIVATE SECTOR EMPLOYMENT INCREASED BY 158,000 JOBS IN MARCH

ROSELAND, N.J. – April 3, 2013 – Private sector employment increased by 158,000 jobs from February to March, according to the March [ADP National Employment Report](#)[®], which is produced by [ADP](#)[®], a leading provider of human capital management solutions, in collaboration with Moody's Analytics. The report, which is derived from ADP's actual payroll data, measures the change in total nonfarm private employment each month on a seasonally-adjusted basis. Revisions to job gains in the two prior months were offsetting; February's gain of 198,000 jobs was revised up by 39,000 to 237,000, and January's 215,000 gain was revised down by 38,000 to 177,000.

March 2013 Report Highlights*

View the ADP National Employment Report Infograph at www.adpemploymentreport.com.

Total U.S. Nonfarm Private Employment: 158,000

- **By Company Size**
 - **Small businesses: 74,000**
 - 1-19 employees 44,000
 - 20-49 employees 30,000
 - **Medium businesses: 37,000**
 - 50-499 employees 37,000
 - **Large businesses: 47,000**
 - 500-999 employees 27,000
 - 1,000+ employees 20,000
- **By Sector**
 - Goods producing 7,000
 - Service providing 151,000
- **Industry Snapshot**
 - Construction 0
 - Manufacturing 6,000
 - Trade/transportation/utilities 22,000
 - Financial activities 9,000
 - Professional/business services 39,000

* Sum of components may not equal total, due to rounding.

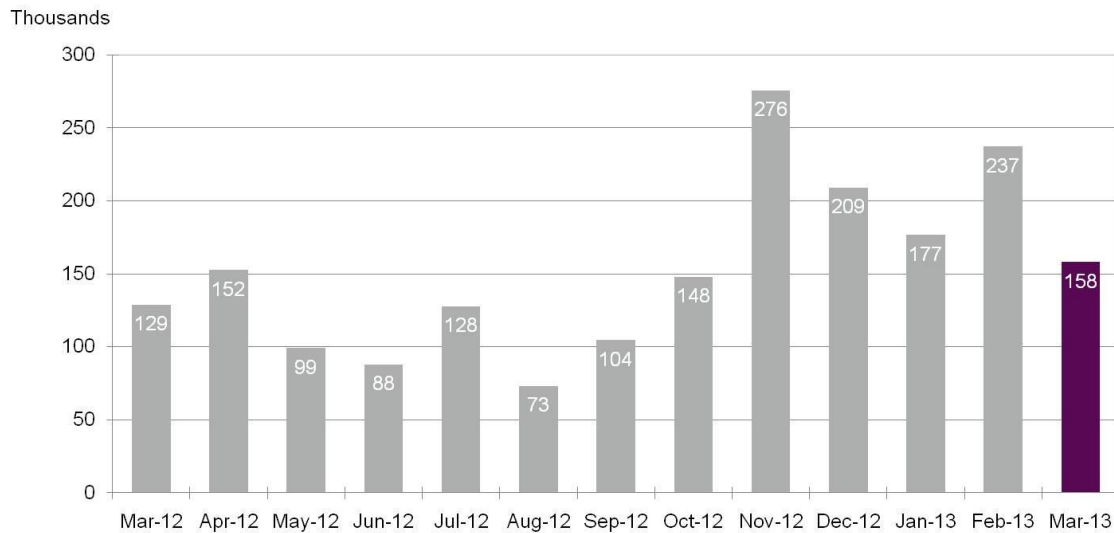
Goods-producing employment rose by 7,000 jobs in March, its slowest pace of growth in six months. Construction added no net jobs over the month; this follows average monthly gains of 29,000 in the three months prior. Meanwhile, manufacturers added 6,000 jobs.

Service-providing jobs increased by 151,000. Among the service industries reported by the *ADP National Employment Report*, professional/business services had the largest gain with 39,000 jobs added over the month. Trade/transportation/utilities added 22,000 jobs and financial activities added 9,000 jobs.

"The U.S. private sector added 158,000 jobs in the month of March 2013, with the majority of the new jobs created by service providers," said Carlos A. Rodriguez, president and chief executive officer of ADP. "Over the first quarter of 2013, the ADP National Employment Report has reported an average gain of 191,000 new private sector jobs per month."

Mark Zandi, chief economist of Moody's Analytics, said, "Job growth moderated in March. Construction employment gains paused as the rebuilding surge in the wake of Superstorm Sandy ended. Anticipation of Health Care Reform may also be weighing on employment at companies with close to 50 employees. The job market continues to improve, but in fits and starts."

Chart 1. Change in Total Nonfarm Private Employment



Sources: ADP, Inc.; Moody's Analytics

Chart 2. Historical Trend – Change in Total Nonfarm Private Employment



Chart 3. Change in Nonfarm Private Employment by Selected Industry

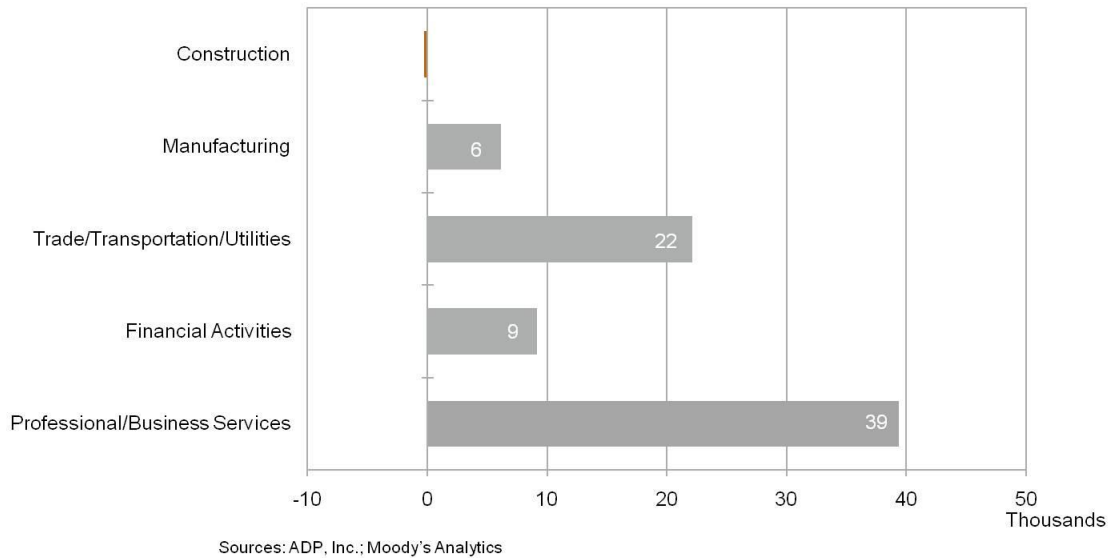
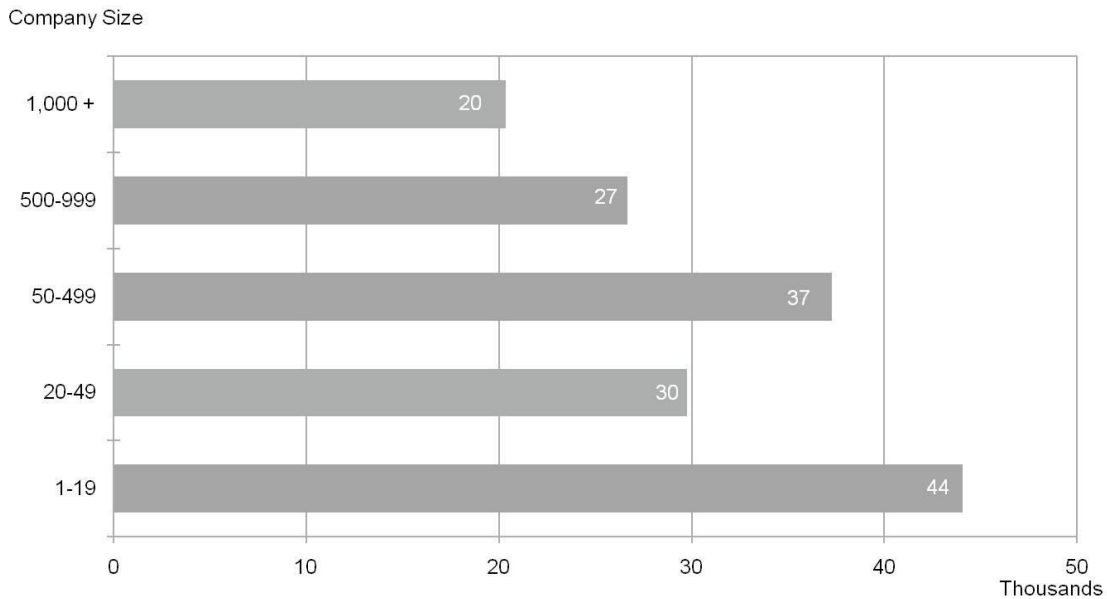


Chart 4. Change in Nonfarm Private Employment by Company Size



Note: All size data included in the ADP National Employment Report is based on size of business, defined as an entity with a unique Employer Identification Number, which may include multiple establishments. Sum of components may not equal total due to rounding.

Businesses with 49 or fewer employees added 74,000 jobs in March. Employment levels among medium-sized companies with 50-499 employees rose by 37,000, while employment at large companies – those with 500 or more employees – increased by 27,000.

The matched sample used to develop the *ADP National Employment Report* was derived from ADP payroll data, which represents 416,000 U.S. clients employing nearly 24 million workers in the U.S.

ADP Small Business Report[®]:

Due to the important contribution that small businesses make to economic growth, employment data that are specific to businesses with 49 or fewer employees is reported each month in the *ADP Small Business Report*[®], a subset of the *ADP National Employment Report*.

March 2013 Small Business Report Highlights*

Total Small Business Employment: 74,000

- **By size:**
 - 1-19 employees 44,000
 - 20-49 employees 30,000
- **By sector for 1-49 employees:**
 - Goods producing -1,000
 - Service providing 74,000

- **By sector for 1-19 employees:**
 - Goods producing 0
 - Service providing 44,000

- **By sector for 20-49 employees:**
 - Goods producing 0
 - Service providing 30,000

* Sum of components may not equal total, due to rounding.

Additional information about small business employment, including charts on monthly job growth and employment levels along with historical data, is available at www.adpemploymentreport.com.

To obtain additional information about the *ADP National Employment Report*, including additional charts, supporting data and the schedule of future release dates, or to subscribe to the monthly email alerts and RSS feeds, please visit www.adpemploymentreport.com.

The April 2013 *ADP National Employment Report* will be released at 8:15 a.m. ET on May 1, 2013.

About the *ADP National Employment Report*[®]

The ADP National Employment Report[®] is a monthly measure of the change in total U.S. nonfarm private employment derived from actual, anonymous payroll data of client companies served by ADP[®], a leading provider of human capital management solutions. The report, which measures nearly 24 million U.S. workers, is produced by the ADP Research Institute, a specialized group within the company that provides insights around employment trends and workforce strategy, in collaboration with Moody's Analytics, Inc.

The ADP Small Business Report is a monthly estimate of private nonfarm employment among companies in the U.S. with 1-49 employees and is a subset of the *ADP National Employment Report*. The data for both reports is collected for pay periods that can be interpolated to include the week of the 12th of each month, and processed with statistical methodologies similar to those used by the U.S. Bureau of Labor Statistics to compute employment from its monthly survey of establishments. Due to this processing, this subset is modified to make it indicative of national employment levels; therefore, the resulting employment changes computed for the *ADP National Employment Report* are not representative of changes in ADP's total base of U.S. business clients.

For a description of the underlying data and the statistical model used to create this report, please see "*ADP National Employment Report: Development Methodology*" at www.adpemploymentreport.com/docs/ADP-NER-Methodology-Full-Detail.pdf.

About Moody's Analytics

Moody's Analytics helps capital markets and risk management professionals worldwide respond to an evolving marketplace with confidence. The company offers unique tools and best practices for measuring and managing risk through expertise and experience in credit analysis, economic research and financial risk management. By providing leading-edge software, advisory services and research, including the proprietary analysis of Moody's Investors Service,

Moody's Analytics integrates and customizes its offerings to address specific business challenges. Moody's Analytics is a subsidiary of Moody's Corporation (NYSE: MCO), which reported revenue of \$2.3 billion in 2011, employs approximately 6,500 people worldwide and has a presence in 28 countries. Further information is available at www.moodyanalytics.com.

About ADP

[ADP](#)[®] (NASDAQ: ADP), with more than \$10 billion in revenues and approximately 600,000 clients, is one of the world's largest providers of business outsourcing and [human capital management](#) solutions. Leveraging over 60 years of experience and a global footprint spanning more than 40 countries, ADP offers a wide range of [human resource](#), [payroll](#), [talent management](#), [tax](#) and [benefits administration solutions](#) from a single source, and helps clients comply with regulatory and legislative changes, such as the [Affordable Care Act](#) (ACA). ADP's easy-to-use solutions for employers provide superior value to companies of all types and sizes. ADP is also a leading provider of integrated computing solutions to [auto, truck, motorcycle, marine, recreational vehicle, and heavy equipment dealers](#) throughout the world. For more information about ADP or to contact a local ADP sales office, reach us at 1.800.225.5237 or visit the company's Web site at www.adp.com.

The ADP logo, ADP, ADP National Employment Report, and ADP Small Business Report are registered trademarks of ADP, Inc. ADP Research Institute is a service mark of ADP, Inc. Copyright © 2013, ADP, Inc.

Media Contact:

Kate Rambo

Weber Shandwick for ADP

(212) 445-8281

krambo@webershandwick.com