



## **ADP National Employment Report: Private Sector Employment Increased by 257,000 Jobs in December**

**ROSELAND, N.J. – January 6, 2016** – Private sector employment increased by 257,000 jobs from November to December according to the December [ADP National Employment Report](#)<sup>®</sup>. Broadly distributed to the public each month, free of charge, the *ADP National Employment Report* is produced by ADP<sup>®</sup> in collaboration with Moody's Analytics. The report, which is derived from ADP's actual payroll data, measures the change in total nonfarm private employment each month on a seasonally-adjusted basis.

### **December 2015 Report Highlights\***

View the *ADP National Employment Report* Infographic at [www.adpemploymentreport.com](http://www.adpemploymentreport.com).

**Total U.S. Nonfarm Private Employment: 257,000**

- **By Company Size**
  - **Small businesses:** **95,000**
    - 1-19 employees 51,000
    - 20-49 employees 44,000
  - **Medium businesses:** **65,000**
    - 50-499 employees 65,000
  - **Large businesses:** **97,000**
    - 500-999 employees 39,000
    - 1,000+ employees 58,000
- **By Sector**
  - Goods-producing 23,000
  - Service-providing 234,000
- **Industry Snapshot**
  - Construction 24,000
  - Manufacturing 2,000
  - Trade/transportation/utilities 38,000
  - Financial activities 13,000
  - Professional/business services 66,000

\* Sum of components may not equal total, due to rounding.

Payrolls for businesses with 49 or fewer employees increased by 95,000 jobs in December, up from November's downwardly revised 72,000. Employment among companies with 50-499 employees increased by 65,000 jobs, up about 10 percent from last month. Employment at large companies – those with 500 or more employees – came in at 97,000 an increase from the upwardly revised 80,000 jobs added in November. Companies with 500-999 added 39,000 jobs, while companies with over 1,000 employees gained 58,000 jobs.

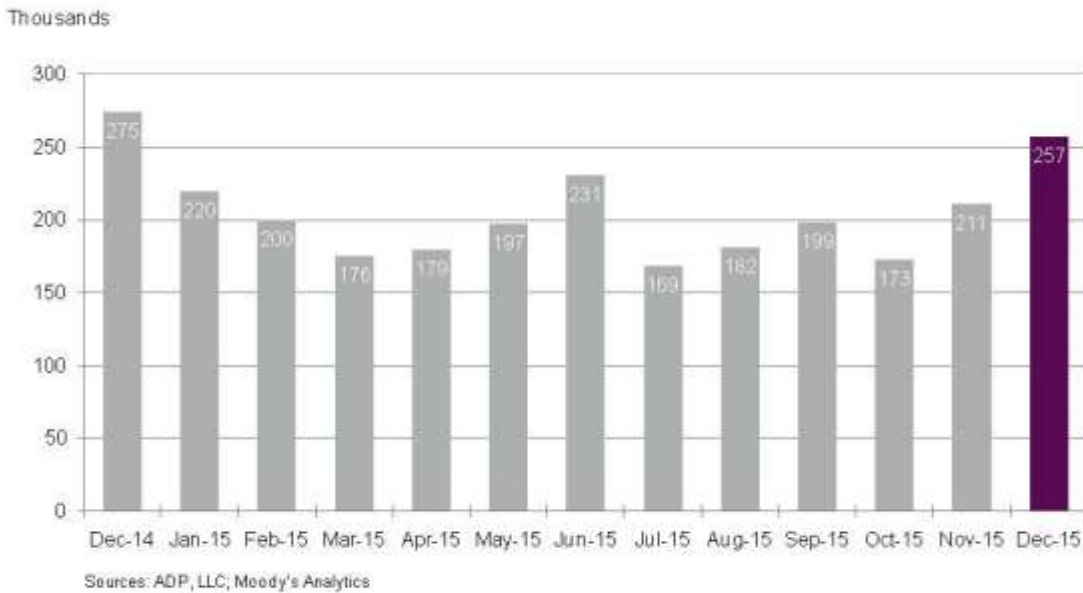
Goods-producing employment rose by 23,000 jobs in December, well up from a downwardly revised -2,000 the previous month. The construction industry added 24,000 jobs, which was roughly in line with the 21,000 average monthly jobs gained for the year. Meanwhile, manufacturing stayed in positive territory for the second straight month adding 2,000 jobs.

Service-providing employment rose by 234,000 jobs in December, up from an upwardly revised 213,000 in November. The *ADP National Employment Report* indicates that professional/business services contributed 66,000 jobs, the largest increase in this sector in 2015. Trade/transportation/utilities grew by 38,000, off a bit from an upwardly revised 41,000 the previous month. The 13,000 new jobs added in financial activities were right in line with the average for the year.

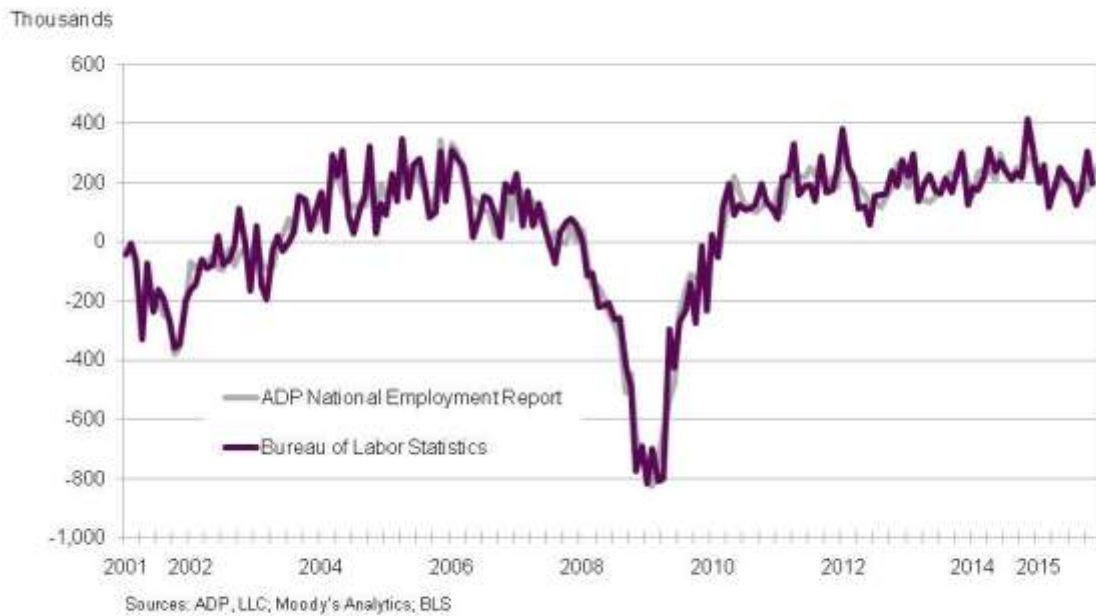
"2015 had a strong close with December showing the largest job gains of the year," said Ahu Yildirmaz, VP and head of the ADP Research Institute. "Overall, the average monthly employment growth was just under 200,000 for the year in contrast to almost 240,000 jobs per month in 2014. Weakness in the energy and manufacturing sectors was mostly responsible for the drop off."

Mark Zandi, chief economist of Moody's Analytics, said, "Strong job growth shows no signs of abating. The only industry shedding jobs is energy. If this pace of job growth is sustained, which seems likely, the economy will be back to full employment by mid-year. This is a significant achievement, given that the last time the economy was at full employment was nearly a decade ago."

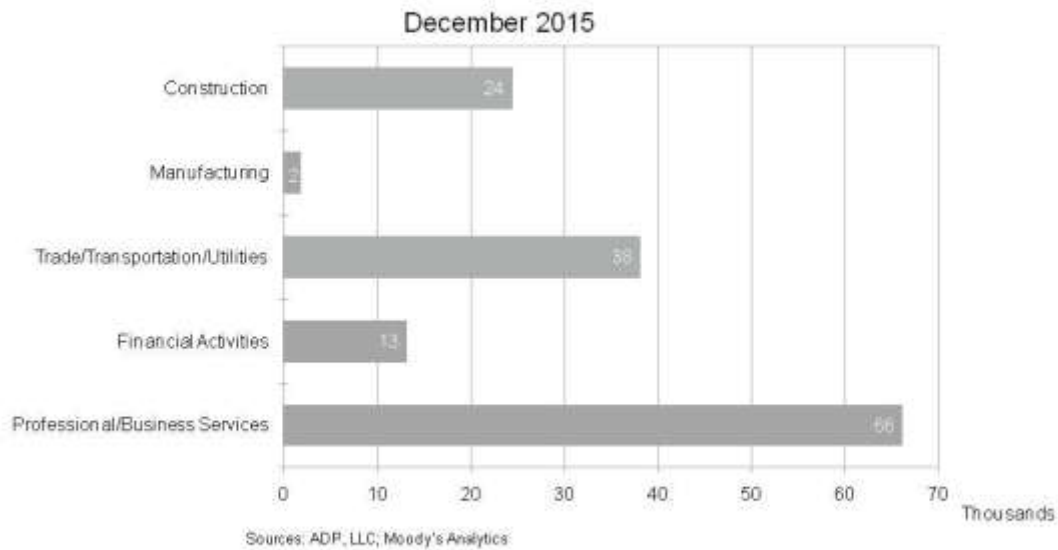
**Chart 1. Change in Total Nonfarm Private Employment**



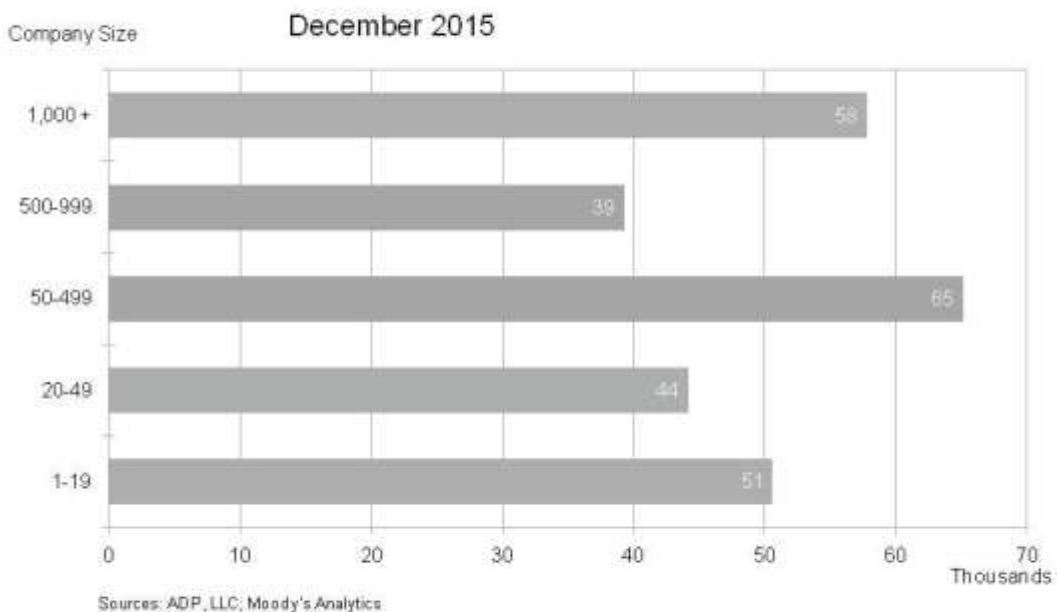
**Chart 2. Historical Trend – Change in Total Nonfarm Private Employment**



**Chart 3. Change in Nonfarm Private Employment by Selected Industry**



## Chart 4. Change in Nonfarm Private Employment by Company Size



Note: All size data included in the ADP National Employment Report is based on size of business, defined as an entity with a unique Employer Identification Number, which may include multiple establishments.  
Sum of components may not equal total due to rounding.

The matched sample used to develop the *ADP National Employment Report* was derived from ADP payroll data, which represents 411,000 U.S. clients employing nearly 24 million workers in the U.S. The November total of jobs added was revised from 217,000 to 211,000.

To obtain additional information about the *ADP National Employment Report*, including additional charts, supporting data and the schedule of future release dates, or to subscribe to the monthly email alerts and RSS feeds, please visit [www.adpemploymentreport.com](http://www.adpemploymentreport.com).

The January 2016 *ADP National Employment Report* will be released at 8:15 a.m. ET on February 3, 2016.

### **About the *ADP National Employment Report*<sup>®</sup>**

The *ADP National Employment Report*<sup>®</sup> is a monthly measure of the change in total U.S. nonfarm private employment derived from actual, anonymous payroll data of client companies served by ADP<sup>®</sup>, a leading provider of human capital management solutions. The report, which measures nearly 24 million U.S. workers, is produced by the ADP Research Institute<sup>®</sup>, a specialized group within the company that provides insights around employment trends and workforce strategy, in collaboration with Moody's Analytics, Inc.

Each month, ADP issues the *ADP National Employment Report* as part of the company's commitment to adding deeper insights into the U.S. labor market and providing businesses, governments and others with a source of credible and valuable information. The *ADP National Employment Report* is broadly distributed to the public each month, free of charge.

The data for this report is collected for pay periods that can be interpolated to include the week of the 12<sup>th</sup> of each month, and processed with statistical methodologies similar to those used by the U.S. Bureau of Labor Statistics to compute employment from its monthly survey of establishments. Due to this

processing, this subset is modified to make it indicative of national employment levels; therefore, the resulting employment changes computed for the *ADP National Employment Report* are not representative of changes in ADP's total base of U.S. business clients.

For a description of the underlying data and the statistical model used to create this report, please see "*ADP National Employment Report: Development Methodology*" at <http://adpemploymentreport.com/common-legacy/docs/ADP-NER-Methodology-Full-Detail.pdf>.

### **About Moody's Analytics**

Moody's Analytics helps capital markets and risk management professionals worldwide respond to an evolving marketplace with confidence. The company offers unique tools and best practices for measuring and managing risk through expertise and experience in credit analysis, economic research and financial risk management. By providing leading-edge software, advisory services, and research, including the proprietary analysis of Moody's Investors Service, Moody's Analytics integrates and customizes its offerings to address specific business challenges. Moody's Analytics is a subsidiary of Moody's Corporation (NYSE: MCO), which reported revenue of \$3.3 billion in 2014, employs approximately 10,200 people worldwide and maintains a presence in 35 countries. Further information is available at [www.moodyanalytics.com](http://www.moodyanalytics.com).

### **About ADP (NASDAQ: ADP)**

Powerful technology plus a human touch. Companies of all types and sizes around the world rely on ADP's cloud software and expert insights to help unlock the potential of their people. HR. Talent. Benefits. Payroll. Compliance. Working together to build a better workforce. For more information, visit [ADP.com](http://ADP.com).

*The ADP logo, ADP, the ADP National Employment Report and the ADP Research Institute are registered trademarks of ADP, LLC. ADP A more human resource. is a service mark of ADP, LLC. All other marks are the property of their respective owners. Copyright © 2016 ADP, LLC.*

### **ADP-Media**

#### **Media Contacts:**

Dick Wolfe  
ADP  
(973) 974-7034  
[dick.wolfe@adp.com](mailto:dick.wolfe@adp.com)