



## **ADP National Employment Report: Private Sector Employment Increased by 213,000 Jobs in January**

**ROSELAND, N.J. – February 4, 2015** – Private sector employment increased by 213,000 jobs from December to January according to the January [ADP National Employment Report](#)<sup>®</sup>. Broadly distributed to the public each month, free of charge, the *ADP National Employment Report* is produced by ADP<sup>®</sup>, a leading global provider of Human Capital Management (HCM) solutions, in collaboration with Moody's Analytics. The report, which is derived from ADP's actual payroll data, measures the change in total nonfarm private employment each month on a seasonally-adjusted basis.

### **January 2015 Report Highlights\***

View the *ADP National Employment Report* Infographic at [www.adpemploymentreport.com](http://www.adpemploymentreport.com).

**Total U.S. Nonfarm Private Employment: 213,000**

- **By Company Size**
  - **Small businesses: 78,000**
    - 1-19 employees 38,000
    - 20-49 employees 40,000
  - **Medium businesses: 95,000**
    - 50-499 employees 95,000
  - **Large businesses: 40,000**
    - 500-999 employees 14,000
    - 1,000+ employees 26,000
- **By Sector**
  - Goods-producing 31,000
  - Service-providing 183,000
- **Industry Snapshot**
  - Construction 18,000
  - Manufacturing 14,000
  - Trade/transportation/utilities 54,000
  - Financial activities 11,000
  - Professional/business services 42,000

\* Sum of components may not equal total, due to rounding.

Payrolls for businesses with 49 or fewer employees increased by 78,000 jobs in January, down from 115,000 in December. Employment among companies with 50-499 employees was the only segment showing an increase in January. These businesses added 95,000 jobs, up from December's increase of 78,000. Employment at large companies – those with 500 or more employees – decreased from 61,000 the previous month to 40,000 jobs added in January. Companies with 500-999 employees added 14,000 jobs, down from December's 23,000. Companies with over 1,000 employees added 26,000 jobs, down from December's 39,000.

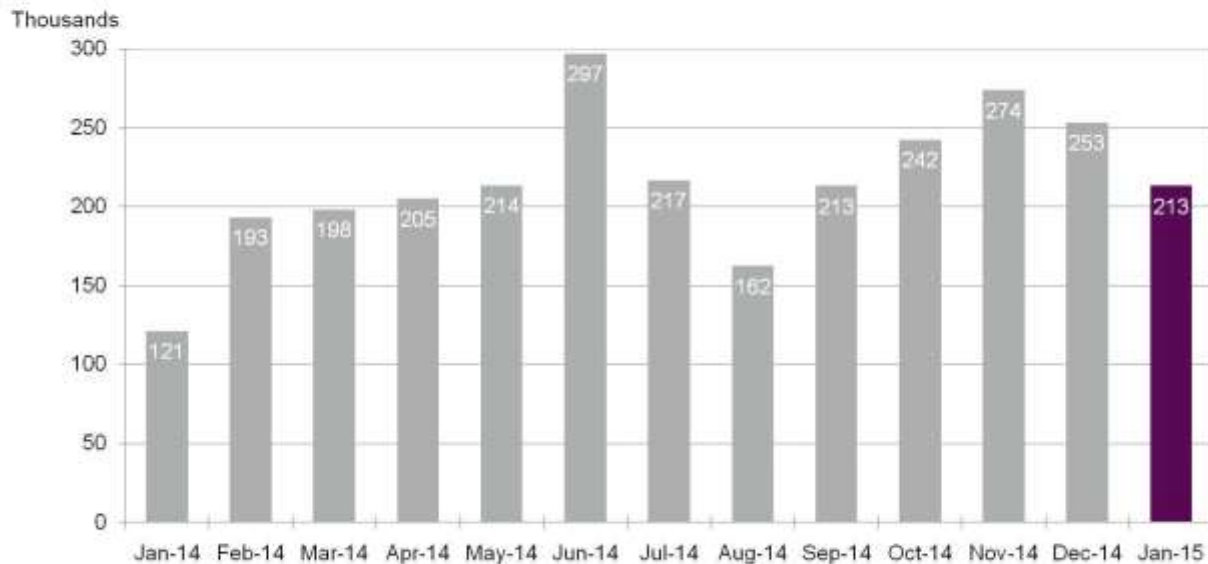
Goods-producing employment rose by 31,000 jobs in January, down from 47,000 jobs gained in December. The construction industry added 18,000 jobs, down from last month's gain of 26,000. Meanwhile, manufacturing added 14,000 jobs in January, below December's 23,000.

Service-providing employment rose by 183,000 jobs in January, down from 207,000 in December. The *ADP National Employment Report* indicates that professional/business services contributed 42,000 jobs in January, a large drop-off from December's 72,000. Expansion in trade/transportation/utilities grew by 54,000, a sharp increase from December's 40,000. The 11,000 new jobs added in financial activities is down from last month's 14,000, but still well above the average of the past twelve months.

"January marks another month of solid job gains and is in line with the NER's twelve-month average of over 200,000 jobs added per month," said Carlos Rodriguez, president and chief executive officer of ADP.

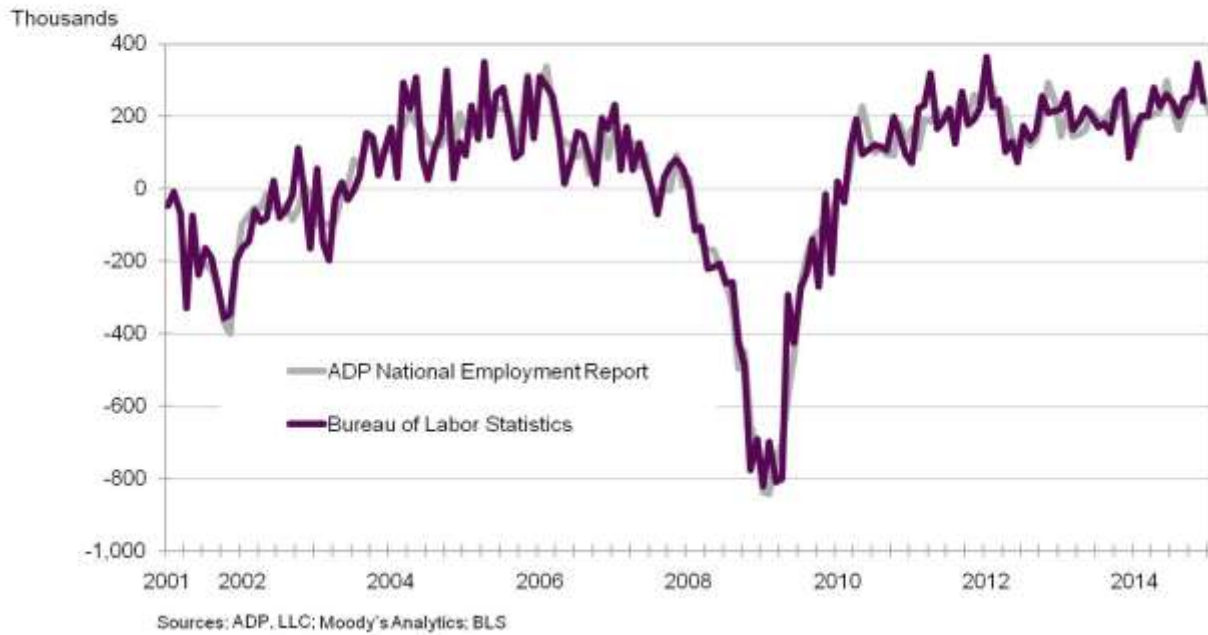
Mark Zandi, chief economist of Moody's Analytics, said, "Employment posted another solid gain in January, although the pace of growth is slower than in recent months. Businesses in the energy and supplying industries are already scaling back payrolls in reaction to the collapse in oil prices, while industries benefiting from the lower prices have been slower to increase their hiring. All indications are that the job market will continue to improve in 2015."

**Chart 1. Change in Total Nonfarm Private Employment**

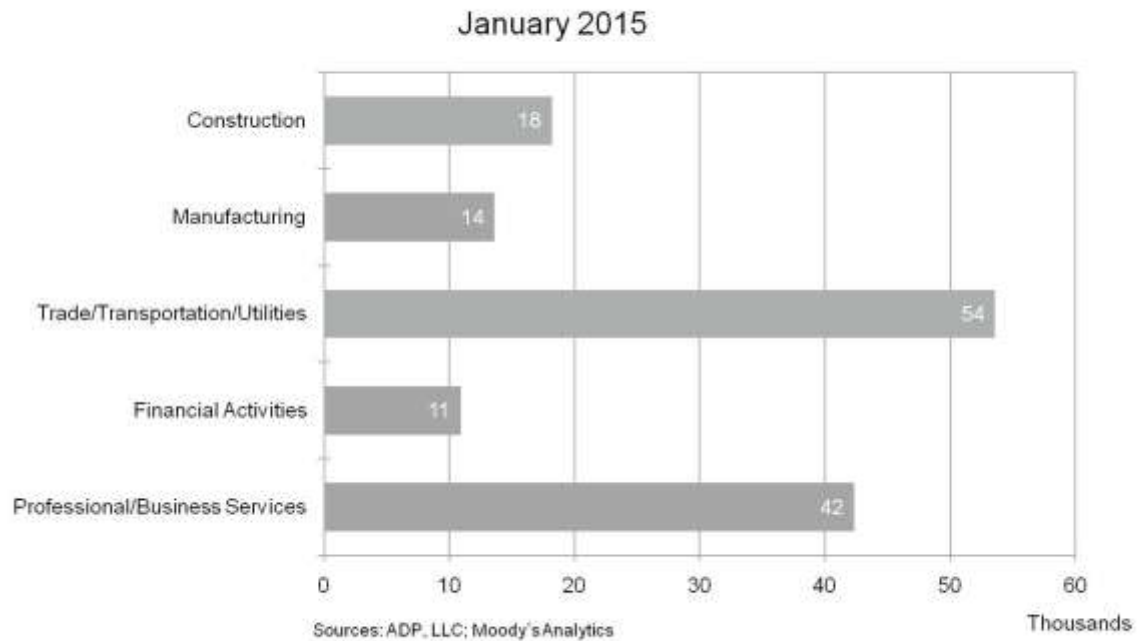


Sources: ADP, LLC; Moody's Analytics

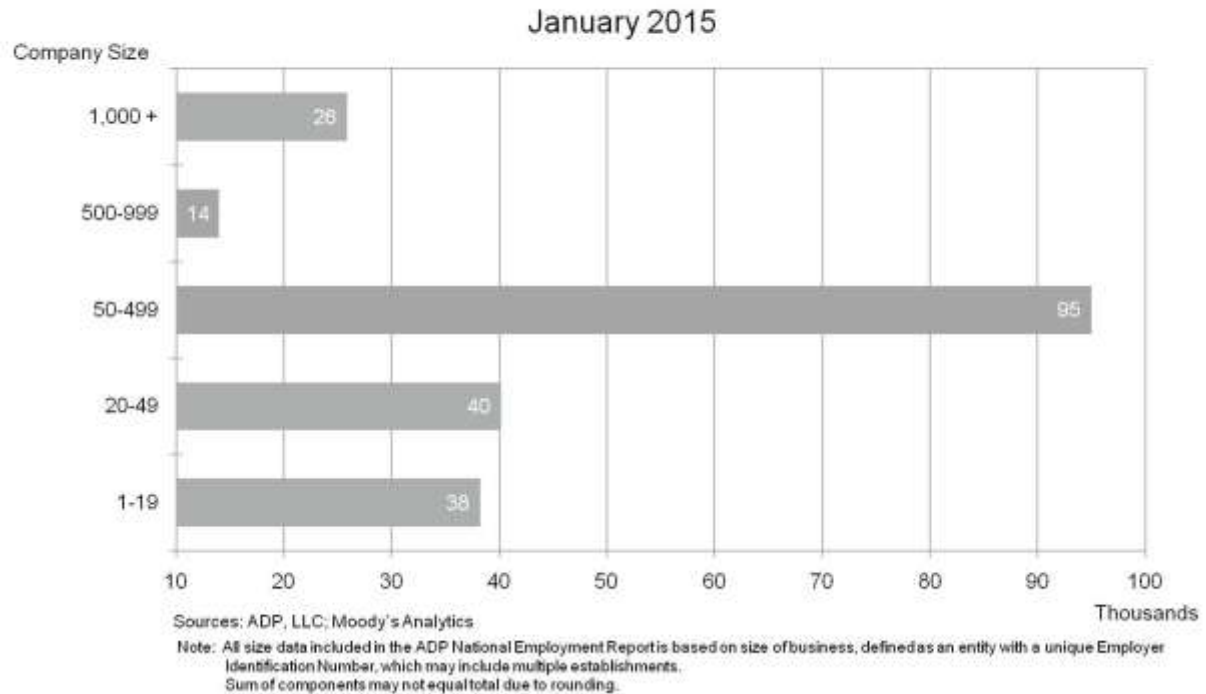
**Chart 2. Historical Trend – Change in Total Nonfarm Private Employment**



**Chart 3. Change in Nonfarm Private Employment by Selected Industry**



**Chart 4. Change in Nonfarm Private Employment by Company Size**



The matched sample used to develop the *ADP National Employment Report* was derived from ADP payroll data, which represents 411,000 U.S. clients employing nearly 24 million workers in the U.S. The December total of jobs added was revised from 241,000 to 253,000.

To obtain additional information about the *ADP National Employment Report*, including additional charts, supporting data and the schedule of future release dates, or to subscribe to the monthly email alerts and RSS feeds, please visit [www.adpemploymentreport.com](http://www.adpemploymentreport.com).

The February 2015 *ADP National Employment Report* will be released at 8:15 a.m. ET on March 4, 2015.

**About the *ADP National Employment Report*<sup>®</sup>**

The *ADP National Employment Report*<sup>®</sup> is a monthly measure of the change in total U.S. nonfarm private employment derived from actual, anonymous payroll data of client companies served by ADP<sup>®</sup>, a leading provider of human capital management solutions. The report, which measures nearly 24 million U.S. workers, is produced by the ADP Research Institute<sup>®</sup>, a specialized group within the company that provides insights around employment trends and workforce strategy, in collaboration with Moody's Analytics, Inc.

Each month, ADP issues the *ADP National Employment Report* as part of the company's commitment to adding deeper insights into the U.S. labor market and providing businesses, governments and others with a source of credible and valuable information. The *ADP National Employment Report* is broadly distributed to the public each month, free of charge.

The data for this report is collected for pay periods that can be interpolated to include the week of the 12<sup>th</sup> of each month, and processed with statistical methodologies similar to those used by the U.S. Bureau of Labor Statistics to compute employment from its monthly survey of establishments. Due to this

processing, this subset is modified to make it indicative of national employment levels; therefore, the resulting employment changes computed for the *ADP National Employment Report* are not representative of changes in ADP's total base of U.S. business clients.

For a description of the underlying data and the statistical model used to create this report, please see "*ADP National Employment Report: Development Methodology*" at [www.adpemploymentreport.com/docs/ADP-NER-Methodology-Full-Detail.pdf](http://www.adpemploymentreport.com/docs/ADP-NER-Methodology-Full-Detail.pdf).

### **About Moody's Analytics**

Moody's Analytics helps capital markets and risk management professionals worldwide respond to an evolving marketplace with confidence. The company offers unique tools and best practices for measuring and managing risk through expertise and experience in credit analysis, economic research and financial risk management. By providing leading-edge software, advisory services and research, including the proprietary analysis of Moody's Investors Service, Moody's Analytics integrates and customizes its offerings to address specific business challenges. Moody's Analytics is a subsidiary of Moody's Corporation (NYSE: MCO), which reported revenue of \$3.0 billion in 2013, employs approximately 9,700 people worldwide, and has a presence in 31 countries. More information is available at [www.moodyanalytics.com](http://www.moodyanalytics.com).

### **About ADP**

Employers around the world rely on ADP® (NASDAQ: ADP) for cloud-based solutions and services to help manage their most important asset – their people. From human resources and payroll to talent management to benefits administration, ADP brings unmatched depth and expertise in helping clients build a better workforce. A pioneer in Human Capital Management (HCM) and business process outsourcing, ADP serves more than 610,000 clients in 100 countries. [ADP.com](http://ADP.com).

*The ADP logo, ADP, the ADP National Employment Report and the ADP Research Institute are registered trademarks of ADP, LLC. All other marks are the property of their respective owners. Copyright © 2015 ADP, LLC.*

### **Media Contacts:**

Dick Wolfe  
ADP  
(973) 974-7034  
[dick.wolfe@adp.com](mailto:dick.wolfe@adp.com)

Kate Rambo  
Weber Shandwick for ADP  
(617) 520-7048  
[krambo@webershandwick.com](mailto:krambo@webershandwick.com)