



ADP National Employment Report: Private Sector Employment Increased by 217,000 Jobs in November

ROSELAND, N.J. – December 2, 2015 – Private sector employment increased by 217,000 jobs from October to November according to the November [ADP National Employment Report](#)[®]. Broadly distributed to the public each month, free of charge, the *ADP National Employment Report* is produced by ADP[®] in collaboration with Moody's Analytics. The report, which is derived from ADP's actual payroll data, measures the change in total nonfarm private employment each month on a seasonally-adjusted basis.

November 2015 Report Highlights*

View the *ADP National Employment Report* Infographic at www.adpemploymentreport.com.

Total U.S. Nonfarm Private Employment: 217,000

- **By Company Size**
 - **Small businesses:** **81,000**
 - 1-19 employees 46,000
 - 20-49 employees 35,000
 - **Medium businesses:** **62,000**
 - 50-499 employees 62,000
 - **Large businesses:** **74,000**
 - 500-999 employees 57,000
 - 1,000+ employees 17,000
- **By Sector**
 - Goods-producing 13,000
 - Service-providing 204,000
- **Industry Snapshot**
 - Construction 16,000
 - Manufacturing 6,000
 - Trade/transportation/utilities 30,000
 - Financial activities 9,000
 - Professional/business services 59,000

* Sum of components may not equal total, due to rounding.

Payrolls for businesses with 49 or fewer employees increased by 81,000 jobs in November, down from October's 91,000. Employment among companies with 50-499 employees increased by 62,000 jobs, a bit less than the 67,000 added last month. Employment at large companies – those with 500 or more employees – came in double the upwardly revised 37,000 jobs added in October at 74,000 for the month. Companies with 500-999 added 57,000 jobs, the largest gain for this segment in the history of the *ADP National Employment Report*. Companies with over 1,000 employees gained 17,000 jobs, after adding 28,000 in October.

Goods-producing employment rose by 13,000 jobs in November, down from 22,000 the previous month. The construction industry added 16,000 jobs after gaining over 30,000 in each of the two previous months. Meanwhile, manufacturing rebounded from two straight months of shedding jobs to add 6,000 in November.

Service-providing employment rose by 204,000 jobs in November, a strong increase from an upwardly revised 174,000 in October. The *ADP National Employment Report* indicates that professional/business services contributed 59,000 jobs, the largest increase in this sector since June of this year. Trade/transportation/utilities grew by 30,000, off from 36,000 the previous month. The 9,000 new jobs added in financial activities were below the average of the last four months which ranged from 11,000 to 13,000 per month.

"The strongest gains in the service sector since June led to greater employment growth in November," said Ahu Yildirmaz, VP and head of the ADP Research Institute. "The increase was driven in large part by a rebound in professional/business service jobs."

Mark Zandi, chief economist of Moody's Analytics, said, "Job growth remains strong and steady. The current pace of job creation is twice that needed to absorb growth in the working age population. The economy is fast approaching full employment and will be there no later than next summer."

Chart 1. Change in Total Nonfarm Private Employment

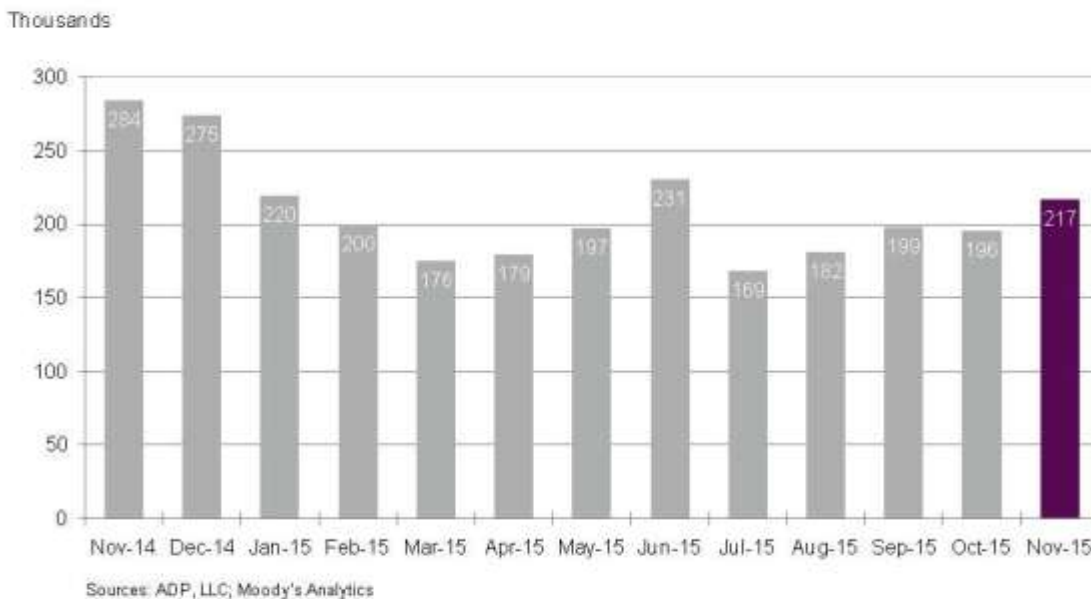


Chart 2. Historical Trend – Change in Total Nonfarm Private Employment

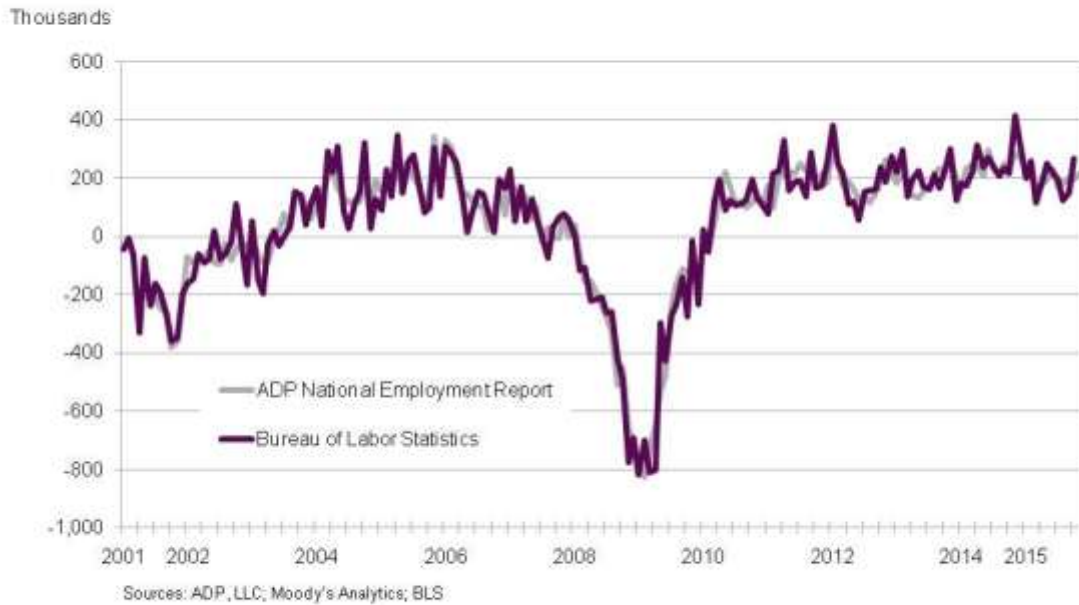


Chart 3. Change in Nonfarm Private Employment by Selected Industry

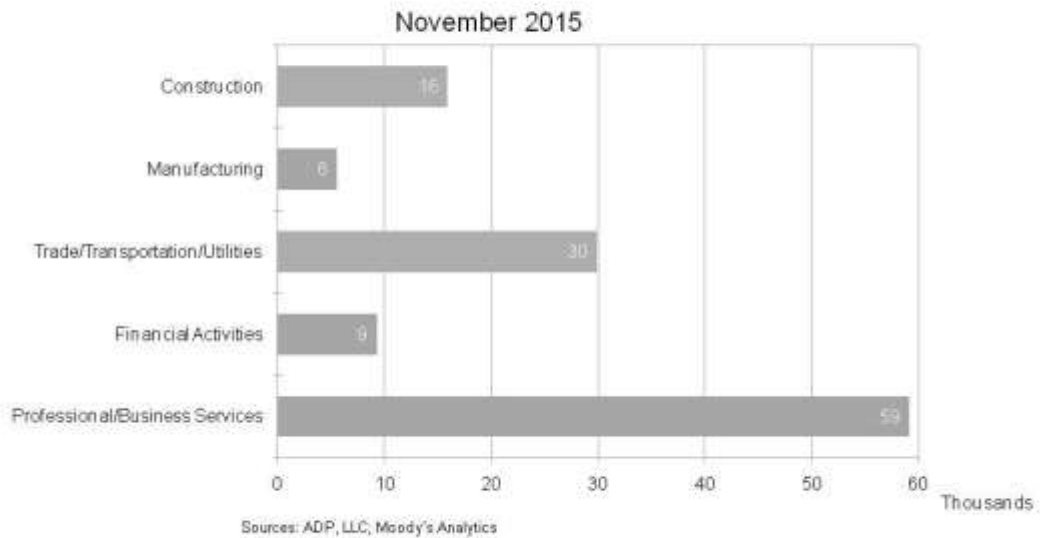
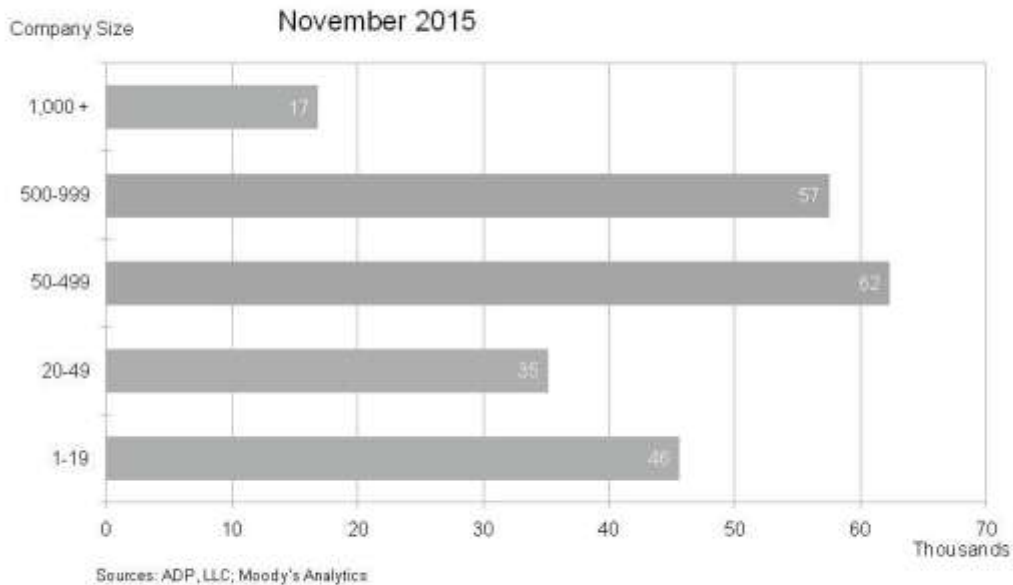


Chart 4. Change in Nonfarm Private Employment by Company Size



Note: All size data included in the ADP National Employment Report is based on size of business, defined as an entity with a unique Employer Identification Number, which may include multiple establishments. Sum of components may not equal total due to rounding.

The matched sample used to develop the *ADP National Employment Report* was derived from ADP payroll data, which represents 411,000 U.S. clients employing nearly 24 million workers in the U.S. The October total of jobs added was revised from 182,000 to 196,000.

To obtain additional information about the *ADP National Employment Report*, including additional charts, supporting data and the schedule of future release dates, or to subscribe to the monthly email alerts and RSS feeds, please visit www.adpemploymentreport.com.

The December 2015 *ADP National Employment Report* will be released at 8:15 a.m. ET on January 6, 2016.

About the *ADP National Employment Report*[®]

The *ADP National Employment Report*[®] is a monthly measure of the change in total U.S. nonfarm private employment derived from actual, anonymous payroll data of client companies served by ADP[®], a leading provider of human capital management solutions. The report, which measures nearly 24 million U.S. workers, is produced by the ADP Research Institute[®], a specialized group within the company that provides insights around employment trends and workforce strategy, in collaboration with Moody's Analytics, Inc.

Each month, ADP issues the *ADP National Employment Report* as part of the company's commitment to adding deeper insights into the U.S. labor market and providing businesses, governments and others with a source of credible and valuable information. The *ADP National Employment Report* is broadly distributed to the public each month, free of charge.

The data for this report is collected for pay periods that can be interpolated to include the week of the 12th of each month, and processed with statistical methodologies similar to those used by the U.S. Bureau of Labor Statistics to compute employment from its monthly survey of establishments. Due to this

processing, this subset is modified to make it indicative of national employment levels; therefore, the resulting employment changes computed for the *ADP National Employment Report* are not representative of changes in ADP's total base of U.S. business clients.

For a description of the underlying data and the statistical model used to create this report, please see "*ADP National Employment Report: Development Methodology*" at <http://adpemploymentreport.com/common-legacy/docs/ADP-NER-Methodology-Full-Detail.pdf>.

About Moody's Analytics

Moody's Analytics helps capital markets and risk management professionals worldwide respond to an evolving marketplace with confidence. The company offers unique tools and best practices for measuring and managing risk through expertise and experience in credit analysis, economic research and financial risk management. By providing leading-edge software, advisory services, and research, including the proprietary analysis of Moody's Investors Service, Moody's Analytics integrates and customizes its offerings to address specific business challenges. Moody's Analytics is a subsidiary of Moody's Corporation (NYSE: MCO), which reported revenue of \$3.3 billion in 2014, employs approximately 10,200 people worldwide and maintains a presence in 35 countries. Further information is available at www.moodyanalytics.com.

About ADP (NASDAQ: ADP)

Powerful technology plus a human touch. Companies of all types and sizes around the world rely on ADP's cloud software and expert insights to help unlock the potential of their people. HR. Talent. Benefits. Payroll. Compliance. Working together to build a better workforce. For more information, visit ADP.com.

The ADP logo, ADP, the ADP National Employment Report and the ADP Research Institute are registered trademarks of ADP, LLC. ADP A more human resource. is a service mark of ADP, LLC. All other marks are the property of their respective owners. Copyright © 2015 ADP, LLC.

ADP-Media

Media Contacts:

Dick Wolfe
ADP
(973) 974-7034
dick.wolfe@adp.com