



A more human resource.™

ADP National Employment Report: Private Sector Employment Increased by 177,000 Jobs in August

ROSELAND, N.J. – August 31, 2016 – Private sector employment increased by 177,000 jobs from July to August according to the August [ADP National Employment Report](#)[®]. Broadly distributed to the public each month, free of charge, the *ADP National Employment Report* is produced by the ADP Research Institute[®] in collaboration with Moody's Analytics. The report, which is derived from ADP's actual payroll data, measures the change in total nonfarm private employment each month on a seasonally-adjusted basis.

August 2016 Report Highlights*

View the *ADP National Employment Report* Infographic at www.adpemploymentreport.com.

Total U.S. Nonfarm Private Employment: 177,000

- **By Company Size**
 - **Small businesses:** **63,000**
 - 1-19 employees 24,000
 - 20-49 employees 38,000
 - **Medium businesses:** **44,000**
 - 50-499 employees 44,000
 - **Large businesses:** **70,000**
 - 500-999 employees 25,000
 - 1,000+ employees 46,000
- **By Sector**
 - Goods-producing -6,000
 - Service-providing 183,000
- **Industry Snapshot**
 - Construction -2,000
 - Manufacturing 0
 - Trade/transportation/utilities 26,000
 - Financial activities 15,000
 - Professional/business services 53,000

* Sum of components may not equal total, due to rounding.

- **Franchise Employment****
 - Franchise jobs 19,200

**Complete details on franchise employment can be found [here](#).

Payrolls for businesses with 49 or fewer employees increased by 63,000 jobs in August, down from 68,000 in July. Employment at companies with 50-499 employees increased by 44,000 jobs, down from last month's 71,000. Employment at large companies – those with 500 or more employees – increased by 70,000, up from July's 56,000. Companies with 500-999 employees added 25,000 and companies with more than 1,000 employees added 46,000 in August.

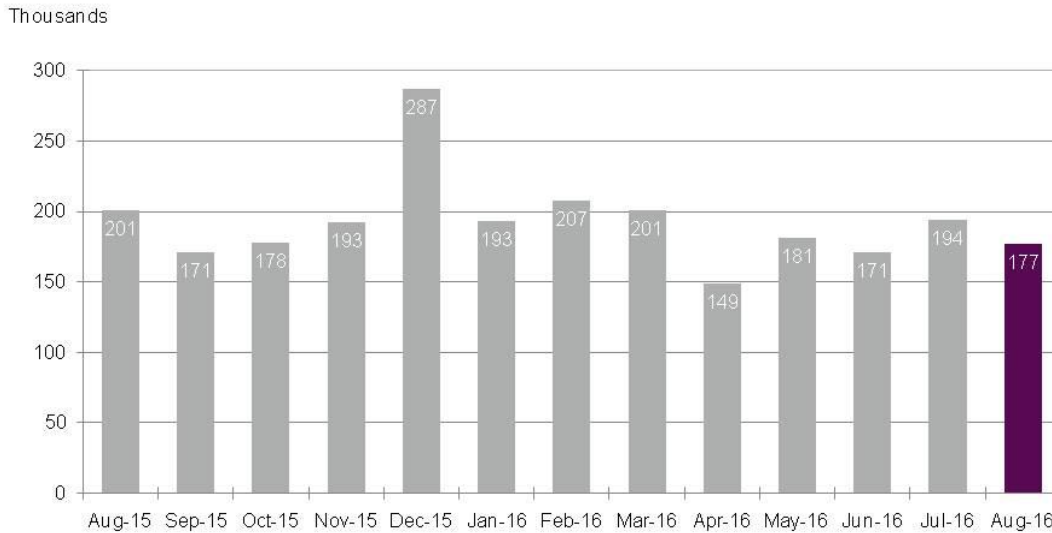
Goods-producing employment was down by 6,000 jobs in August, following July losses of 5,000. The construction industry lost 2,000 jobs, following July losses of 5,000 jobs. Meanwhile, manufacturing jobs were flat in August, after gaining 5,000 in the previous month.

Service-providing employment rose by 183,000 jobs in August, fewer than July's 199,000 jobs. The *ADP National Employment Report* indicates that professional/business services contributed 53,000 jobs, down from July's 70,000. Trade/transportation/utilities increased by 26,000 jobs in August, down from 31,000 jobs added the previous month. Financial activities added 15,000 jobs, up from last month's gain of 13,000 jobs.

“Job growth in August was stable and consistent with levels from previous months as consumer conditions improve,” said Ahu Yildirmaz, vice president and head of the ADP Research Institute. “Continued strong growth in service-providing jobs is offset by weakness in goods-producing areas.”

Mark Zandi, chief economist of Moody's Analytics, said, “The American job machine continues to hum along. Job creation remains strong, with most industries and companies of all sizes adding solidly to their payrolls. The U.S. economy will soon be at full employment.”

Chart 1. Change in Total Nonfarm Private Employment



Sources: ADP, LLC; Moody's Analytics

Chart 2. Historical Trend – Change in Total Nonfarm Private Employment

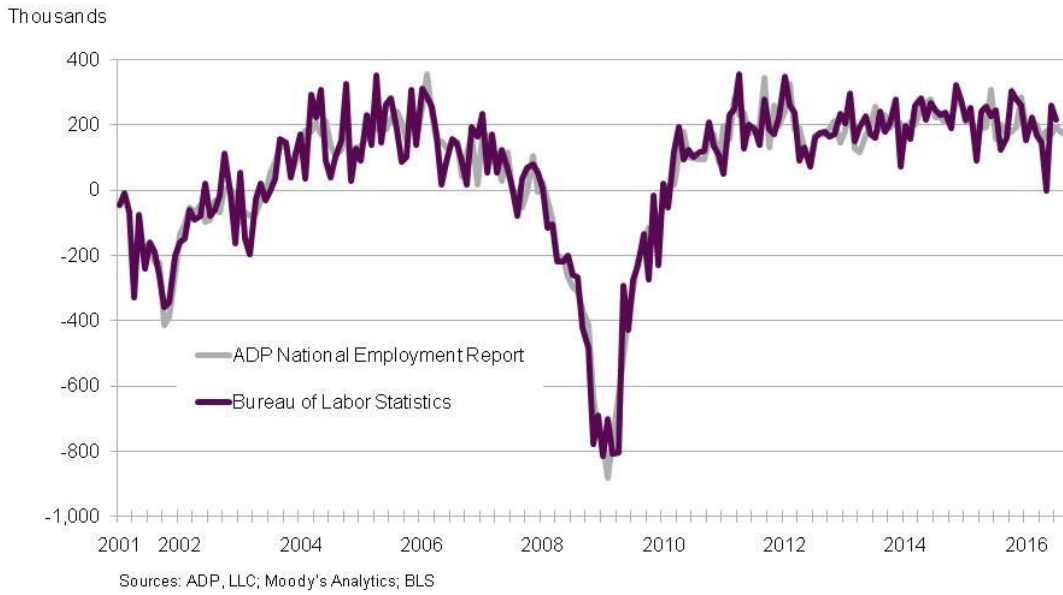


Chart 3. Change in Nonfarm Private Employment by Selected Industry

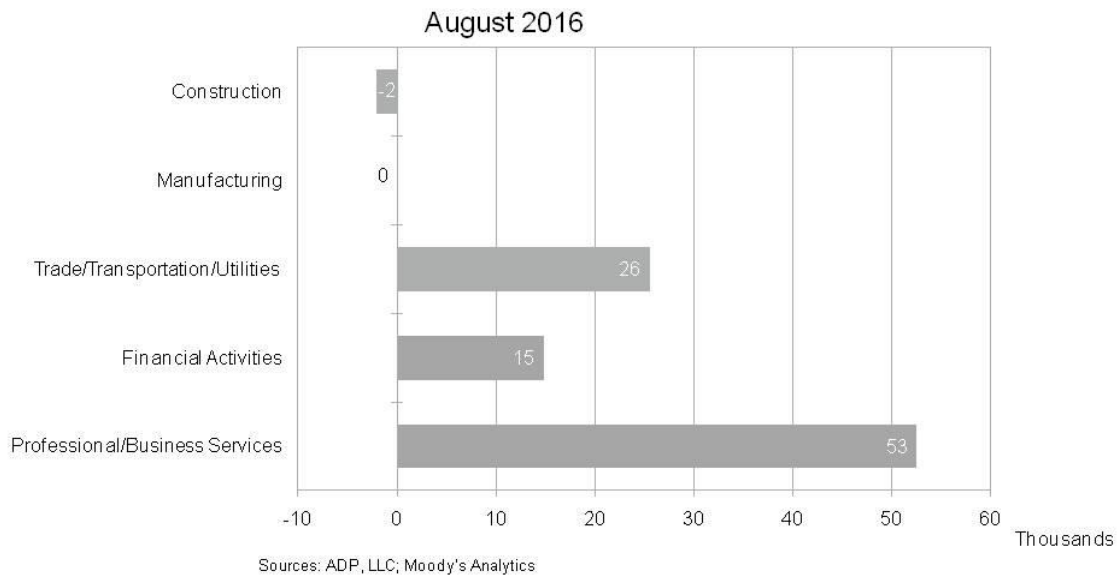
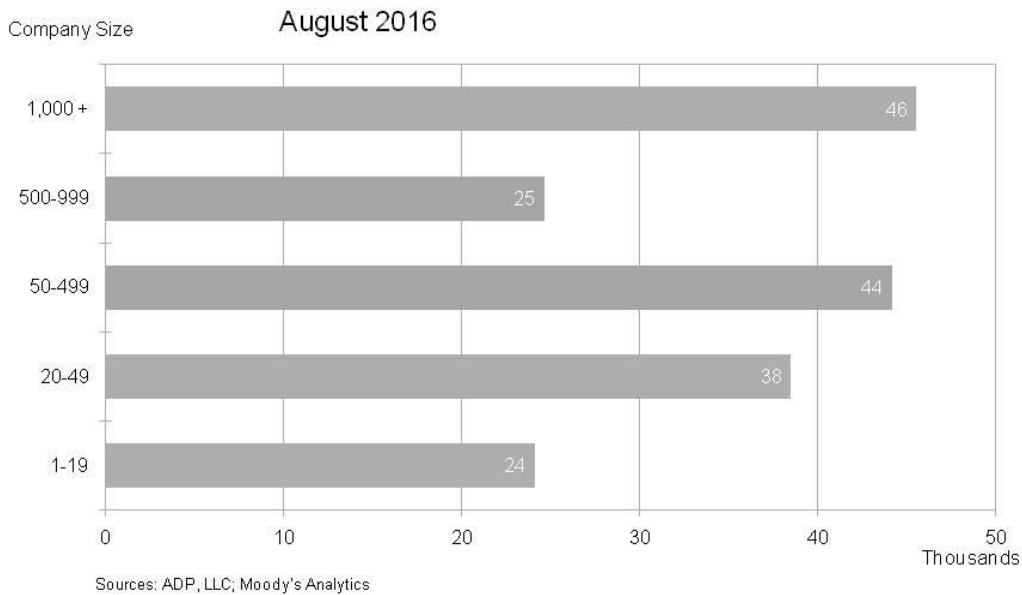


Chart 4. Change in Nonfarm Private Employment by Company Size



Note: All size data included in the ADP National Employment Report is based on size of business, defined as an entity with a unique Employer Identification Number, which may include multiple establishments.
Sum of components may not equal total due to rounding.

The matched sample used to develop the *ADP National Employment Report* was derived from ADP payroll data, which represents 411,000 U.S. clients employing nearly 24 million workers in the U.S. The July total of jobs added was revised up from 179,000 to 194,000.

To obtain additional information about the *ADP National Employment Report*, including additional charts, supporting data and the schedule of future release dates, or to subscribe to the monthly email alerts and RSS feeds, please visit www.adpemploymentreport.com.

The September 2016 *ADP National Employment Report* will be released at 8:15 a.m. ET on October 5, 2016.

About the *ADP National Employment Report*[®]

The *ADP National Employment Report*[®] is a monthly measure of the change in total U.S. nonfarm private employment derived from actual, anonymous payroll data of client companies served by ADP[®], a leading provider of human capital management solutions. The report, which measures nearly 24 million U.S. workers, is produced by the ADP Research Institute[®], a specialized group within the company that provides insights around employment trends and workforce strategy, in collaboration with Moody's Analytics, Inc.

Each month, ADP issues the *ADP National Employment Report* as part of the company's commitment to adding deeper insights into the U.S. labor market and providing businesses, governments and others with a source of credible and valuable information. The *ADP National Employment Report* is broadly distributed to the public each month, free of charge.

The data for this report is collected for pay periods that can be interpolated to include the week of the 12th of each month, and processed with statistical methodologies similar to those used by the U.S. Bureau of Labor Statistics to compute employment from its monthly survey of establishments. Due to this

processing, this subset is modified to make it indicative of national employment levels; therefore, the resulting employment changes computed for the *ADP National Employment Report* are not representative of changes in ADP's total base of U.S. business clients.

For a description of the underlying data and the statistical model used to create this report, please see the [ADP National Employment Report: Development Methodology](#).

About Moody's Analytics

Moody's Analytics helps capital markets and risk management professionals worldwide respond to an evolving marketplace with confidence. The company offers unique tools and best practices for measuring and managing risk through expertise and experience in credit analysis, economic research and financial risk management. By providing leading-edge software, advisory services, and research, including the proprietary analysis of Moody's Investors Service, Moody's Analytics integrates and customizes its offerings to address specific business challenges. Moody's Analytics is a subsidiary of Moody's Corporation (NYSE: MCO), which reported revenue of \$3.5 billion in 2015, employs approximately 10,800 people worldwide and maintains a presence in 36 countries. Further information is available at www.moodysanalytics.com.

About ADP (NASDAQ: ADP)

Powerful technology plus a human touch. Companies of all types and sizes around the world rely on ADP's cloud software and expert insights to help unlock the potential of their people. HR. Talent. Benefits. Payroll. Compliance. Working together to build a better workforce. For more information, visit ADP.com.

The ADP logo, ADP, the ADP National Employment Report and the ADP Research Institute are registered trademarks of ADP, LLC. ADP A more human resource. is a service mark of ADP, LLC. All other marks are the property of their respective owners. Copyright © 2016 ADP, LLC. All rights reserved.

ADP-Media

Media Contact:

Michael Schneider
ADP, LLC
(973) 868-1000
michael.schneider@adp.com