



**Wednesday, July 2, 2008, 8:15 A.M. ET**

Nonfarm private employment decreased 79,000 from May to June 2008 on a seasonally adjusted basis, according to the *ADP National Employment Report*<sup>®</sup>. The estimated change in employment from April to May was revised down from an increase of 40,000 to an increase of 25,000.

This month's decrease in employment was broad based across industrial sectors and suggests continued weakness in employment.

Employment in the service-providing sector of the economy declined 3,000, the first decline since November 2002. Employment in the goods-producing sector declined 76,000, with manufacturing employment falling 44,000, marking their nineteenth and twenty-second consecutive monthly declines, respectively.

Large businesses, defined as those with 500 or more workers, saw employment decline 51,000, while medium-size companies with between 50 and 499 workers declined by 35,000. Employment among small-size businesses, defined as those with fewer than 50 workers, advanced just 7,000 during the month.

Two sectors of the economy hit hardest by recent problems in mortgage markets have been residential construction and financial activities related to home sales and mortgage lending. Today's report suggests no lessening of the recent strain on employment in these industries. In June, construction employment dropped 34,000. This was the nineteenth consecutive monthly decline, and brings the total decline in construction jobs since the peak in August of 2006 to 349,000. In addition, employment in financial activities declined 3,000 during the month.

For information on the construction and use of the *ADP Report*, please visit the methodology section of the *ADP National Employment Report* website at <http://ADPEmploymentreport.com/methodology.aspx>.

**DERIVED FROM ADP PAYROLL DATA**

**Table 1. Employees on nonfarm private payrolls by selected industry sector and size**  
(In thousands)

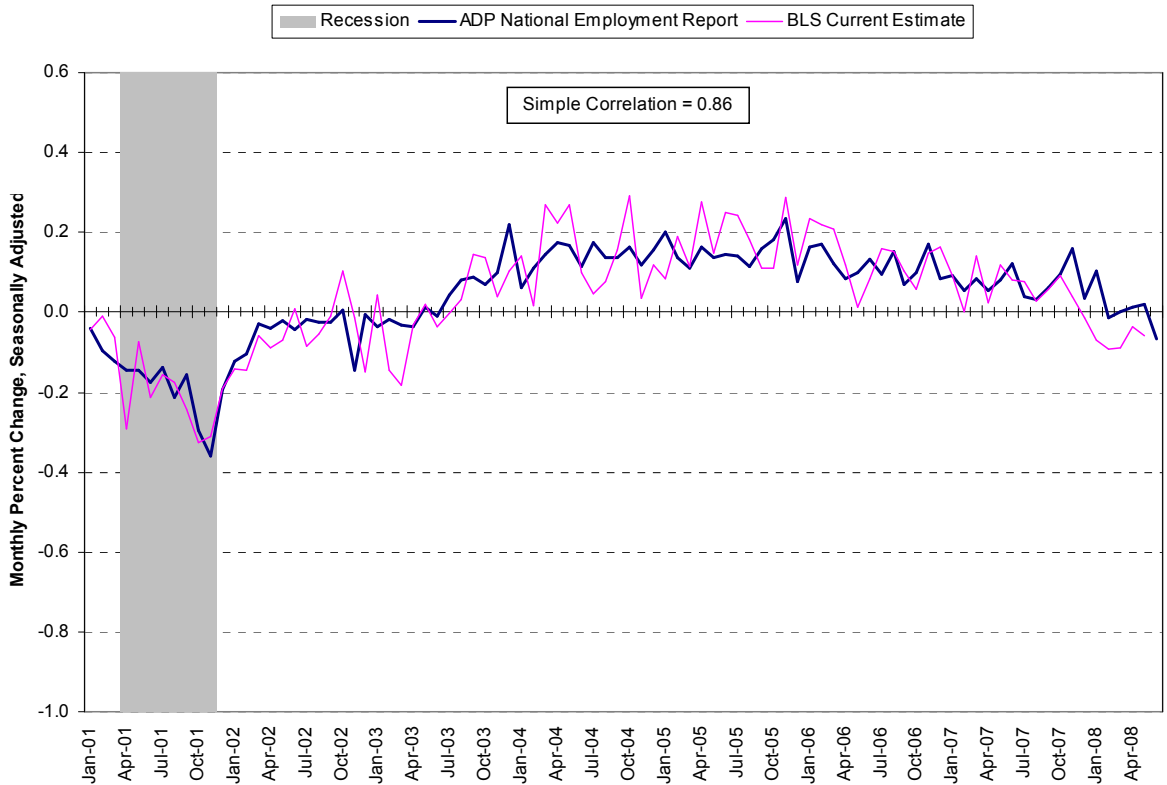
Industry / Size of Payroll	Seasonally Adjusted						Change from: May. 2008 - Jun. 2008p
	Jan. 2008	Feb. 2008	Mar. 2008	Apr. 2008	May. 2008	Jun. 2008p	
<b>Total nonfarm private</b> .....	116,071	116,053	116,056	116,069	116,094	116,015	-79
Small (1-49).....	51,087	51,103	51,156	51,199	51,249	51,256	7
Medium (50-499).....	45,605	45,603	45,606	45,591	45,585	45,550	-35
Large (> 499).....	19,379	19,347	19,294	19,279	19,260	19,209	-51
<b>Goods-producing</b> .....	22,064	21,993	21,915	21,864	21,825	21,749	-76
Small (1-49).....	8,020	7,999	7,990	7,978	7,975	7,948	-27
Medium (50-499).....	9,716	9,688	9,663	9,635	9,613	9,586	-27
Large (> 499).....	4,328	4,306	4,262	4,251	4,237	4,215	-22
<b>Service-providing</b> .....	94,007	94,060	94,141	94,205	94,269	94,266	-3
Small (1-49).....	43,067	43,104	43,166	43,221	43,274	43,308	34
Medium (50-499).....	35,889	35,915	35,943	35,956	35,972	35,964	-8
Large (> 499).....	15,051	15,041	15,032	15,028	15,023	14,994	-29
<b>Addendum:</b>							
Manufacturing.....	13,789	13,748	13,690	13,663	13,636	13,592	-44

p = preliminary

The matched sample used to develop the *ADP National Employment Report* was derived from ADP data which, during the first six months of 2008, averaged approximately 399,000 payrolls representing nearly 24 million U.S. employees. This approximately represents the size of the matched sample used this month.

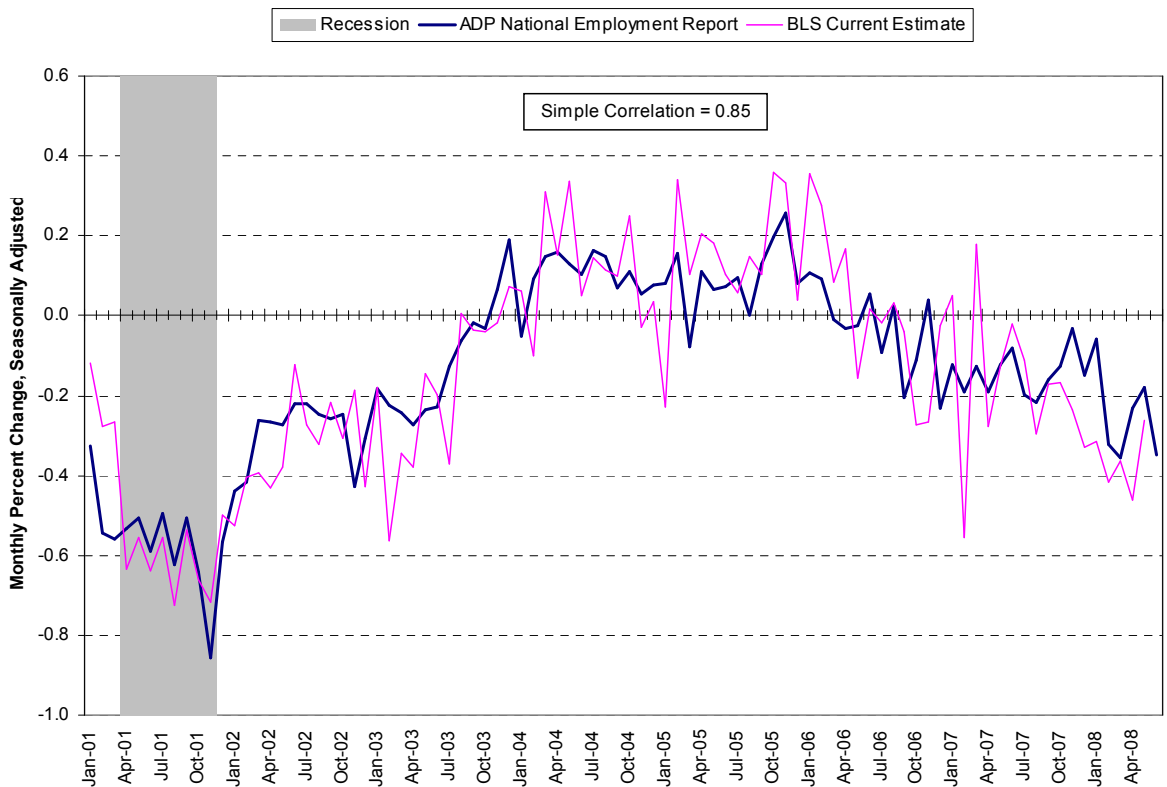
For information on the construction and use of the *ADP Report*, please visit the methodology section of the *ADP National Employment Report* website at <http://ADPEmploymentreport.com/methodology.aspx>

**Chart 1. Growth of Nonfarm Private Employment, All Industries**



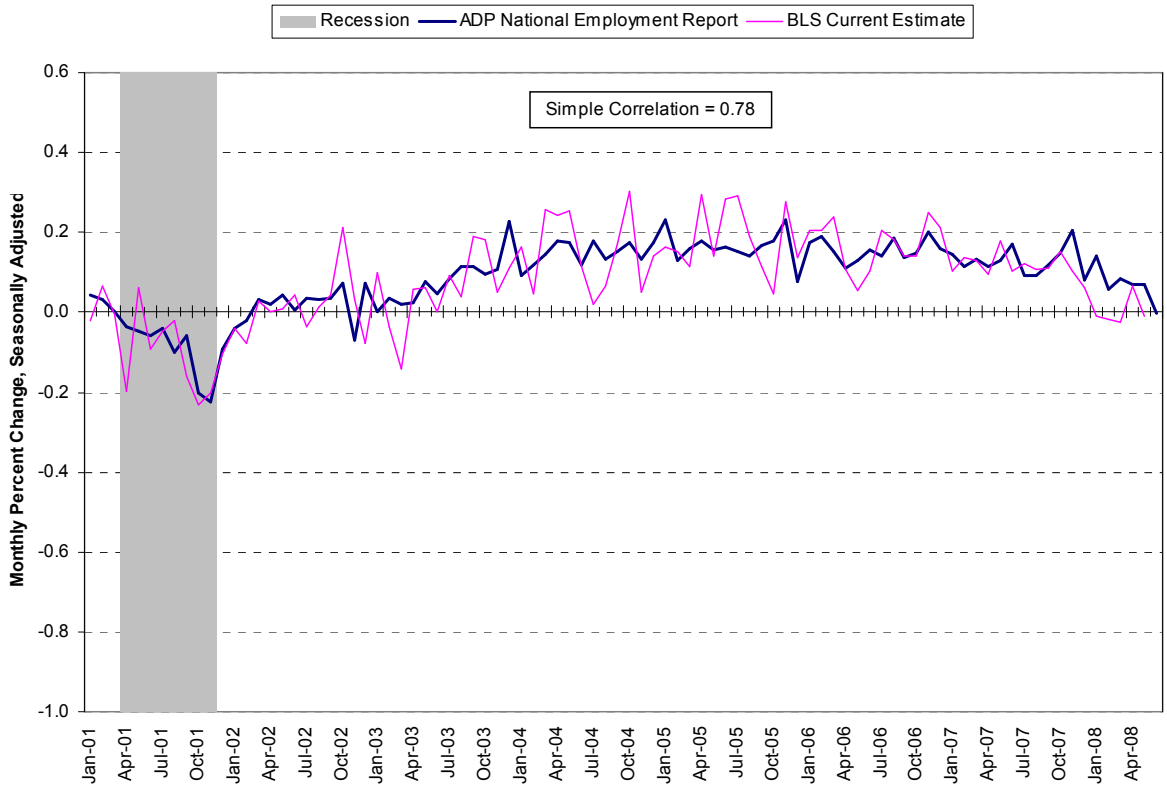
Source: Automatic Data Processing, Inc., Macroeconomic Advisers, LLC., Bureau of Labor Statistics

**Chart 2. Growth of Nonfarm Private Employment, Goods-Producing Industries**



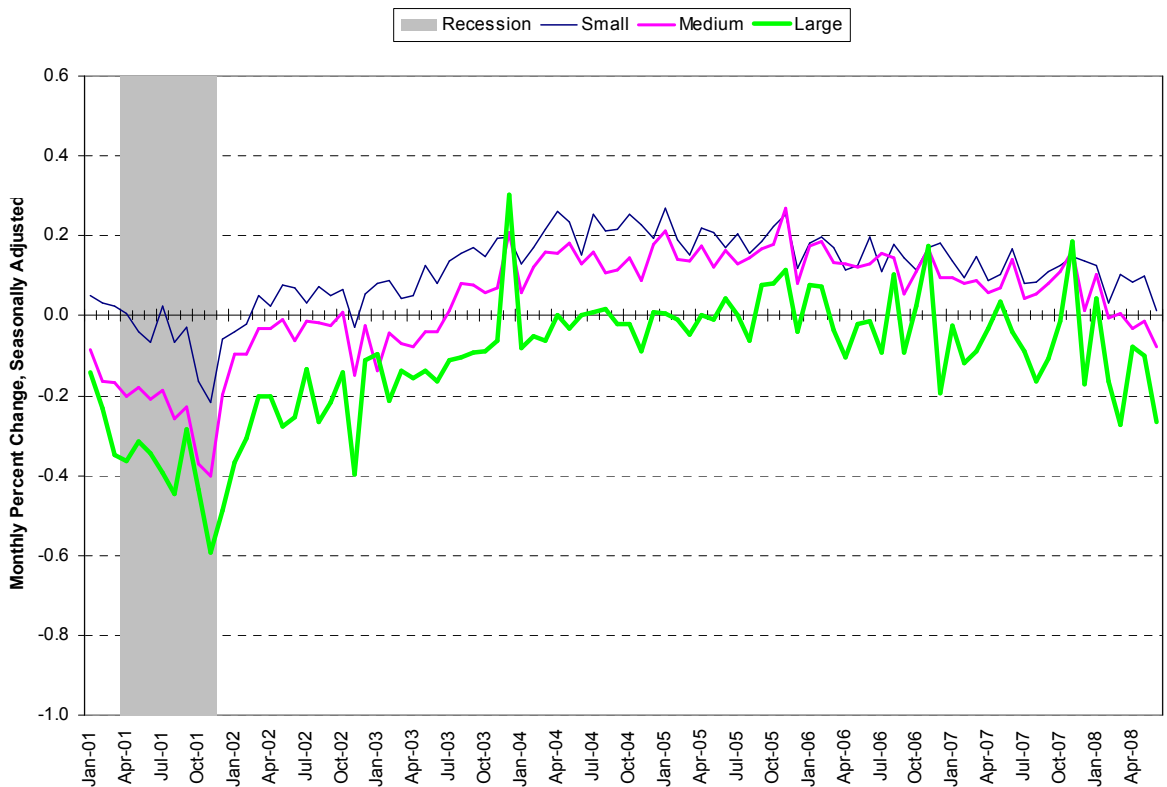
Source: Automatic Data Processing, Inc., Macroeconomic Advisers, LLC., Bureau of Labor Statistics

**Chart 3. Growth of Nonfarm Private Employment, Service-Providing Industries**



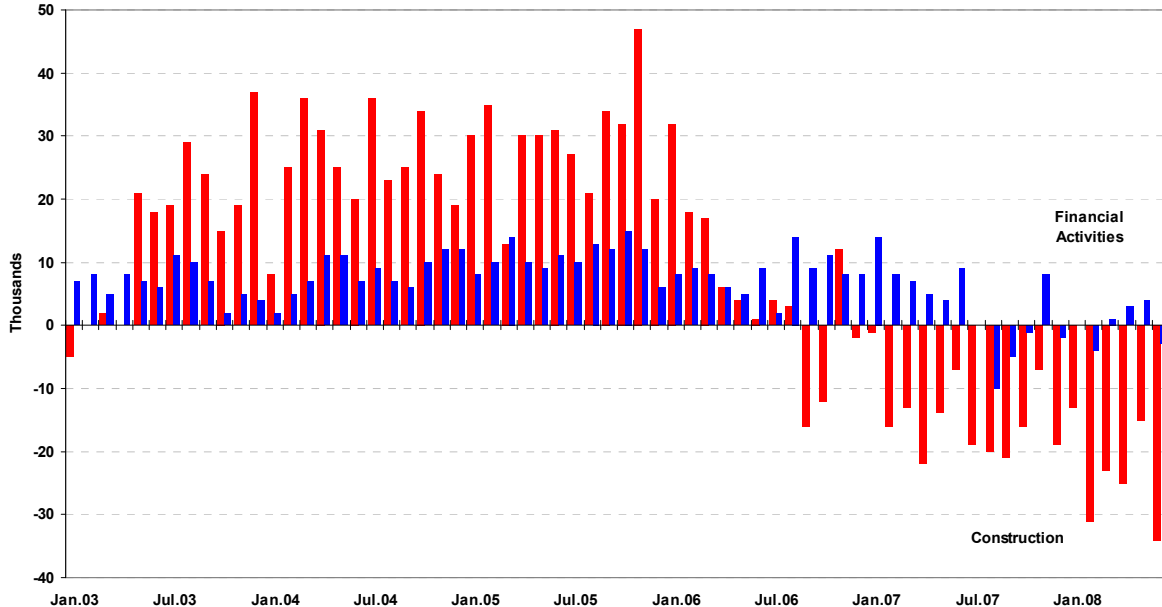
Source: Automatic Data Processing, Inc., Macroeconomic Advisers, LLC., Bureau of Labor Statistics

**Chart 4. Growth of Nonfarm Private Employment, by Size of Payroll**



Source: Automatic Data Processing, Inc., Macroeconomic Advisers, LLC.

**Chart 5. Monthly Changes of Employment in Construction and Financial Activities**



Source: Automatic Data Processing, Inc., Macroeconomic Advisers, LLC

### **About the *ADP National Employment Report*<sup>®</sup>**

The *ADP National Employment Report*, sponsored by ADP<sup>®</sup>, was developed and is maintained by Macroeconomic Advisers, LLC. It is a measure of employment derived from an anonymous subset of roughly 500,000 U.S. business clients. During the first six months of 2008, this subset represented approximately 399,000 U.S. business clients representing nearly 24 million U.S. employees working in all private industrial sectors. The data is collected for pay periods that can be interpolated to include the week of the 12<sup>th</sup> of each month, and processed with statistical methodologies similar to those used by the U.S. Bureau of Labor Statistics to compute employment from its monthly survey of establishments. Due to this processing, this subset is modified to make it indicative of national employment levels; therefore, the resulting employment changes computed for the *ADP National Employment Report* are not representative of changes in ADP's total base of U.S. business clients.

Empirical analysis performed by Macroeconomic Advisers suggests that the *ADP National Employment Report* can be used to develop a forecast of "true" employment that is superior to those resulting from consensus estimates, survey data, or other models of employment that do not incorporate the results of the *ADP Report*.

For a description of the underlying data and the statistical properties of the series, please see "*ADP National Employment Report: Development Methodology*" at <http://ADPEmploymentreport.com/methodology.aspx>.

For a full schedule of future releases, please visit: [www.ADPEmploymentreport.com](http://www.ADPEmploymentreport.com)

Media contacts: ADP Public Relations: 973-974-7612  
Macroeconomic Advisers: 314-721-4747

Technical information: 314-721-4747  
[www.ADPemploymentreport.com](http://www.ADPemploymentreport.com)

*The ADP National Employment Report is a registered trademark of ADP of North America, Inc.*