



National Employment Report

ADP NATIONAL EMPLOYMENT REPORT: PRIVATE SECTOR EMPLOYMENT INCREASED BY 188,000 JOBS IN JUNE

ROSELAND, N.J. – July 3, 2013 – Private sector employment increased by 188,000 jobs from May to June, according to the June [ADP National Employment Report](#)[®]. The report, which is produced by [ADP](#)[®], a leading provider of human capital management solutions, in collaboration with Moody's Analytics, is derived from ADP's actual payroll data and measures the change in total nonfarm private employment each month on a seasonally-adjusted basis. May's job gains were revised downward to 134,000 from 135,000.

June 2013 Report Highlights*

View the *ADP National Employment Report* Infograph at www.adpemploymentreport.com.

Total U.S. Nonfarm Private Employment: 188,000

- **By Company Size**
 - **Small businesses: 84,000**
 - 1-19 employees 54,000
 - 20-49 employees 31,000
 - **Medium businesses: 55,000**
 - 50-499 employees 55,000
 - **Large businesses: 49,000**
 - 500-999 employees 12,000
 - 1,000+ employees 37,000
- **By Sector**
 - Goods producing 27,000
 - Service providing 161,000
- **Industry Snapshot**
 - Construction 21,000
 - Manufacturing 1,000
 - Trade/transportation/utilities 43,000
 - Financial activities 13,000
 - Professional/business services 40,000

* Sum of components may not equal total, due to rounding.

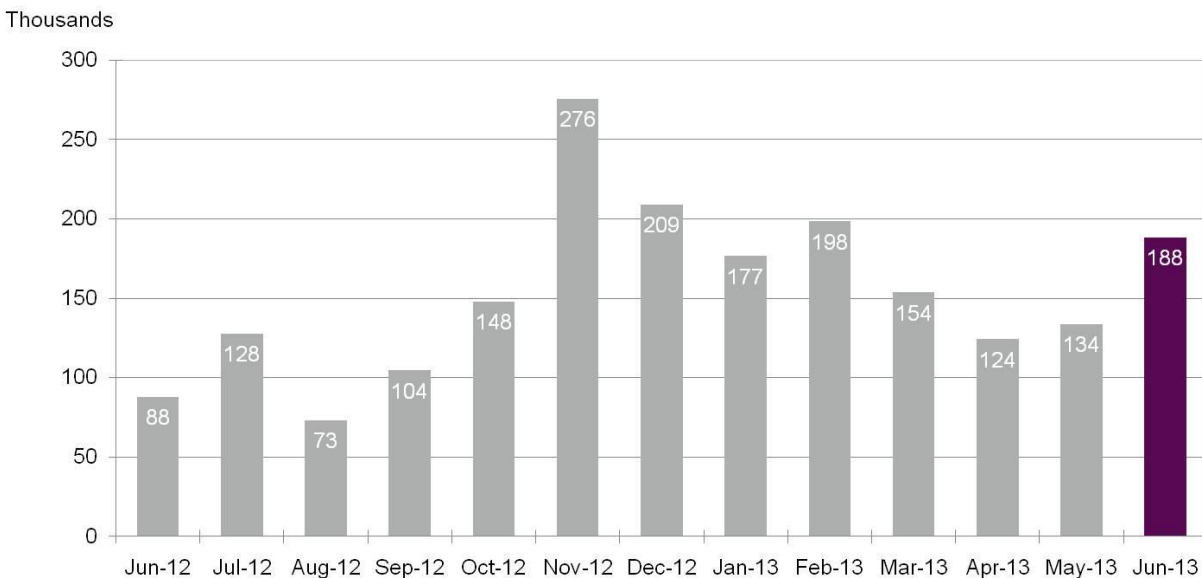
Goods-producing employment rose by 27,000 jobs in June, its largest increase in four months. Construction payrolls rose by 21,000 in June, its biggest gain since January, while manufacturers added 1,000 jobs following a two-month decline.

The service-providing sector added 161,000 jobs in June, its largest increase since February and greater than the sector's average gain of 146,000 through the first five months of the year. Among the service industries reported by the *ADP National Employment Report*, trade/transportation/utilities added the most jobs with 43,000 over the month – its strongest increase since the start of 2013. Professional/business services grew by 40,000 jobs, and financial activities added 13,000 jobs, nearly double the average monthly pace through the first five months of the year.

"During the month of June, the U.S. private sector added 188,000 jobs, driven by gains across all sizes of businesses, and with small companies showing the largest overall monthly increase," said Carlos A. Rodriguez, president and chief executive officer of ADP. "Most notably, the goods-producing sector added 27,000 jobs in June, a marked improvement over the decline the previous month."

Mark Zandi, chief economist of Moody's Analytics, said, "The job market continues to gracefully navigate through the strongly blowing fiscal headwinds. Health Care Reform does not appear to be significantly hampering job growth, at least not so far. Job gains are broad based across industries and businesses of all sizes."

Chart 1. Change in Total Nonfarm Private Employment



Sources: ADP, Inc.; Moody's Analytics

Chart 2. Historical Trend – Change in Total Nonfarm Private Employment

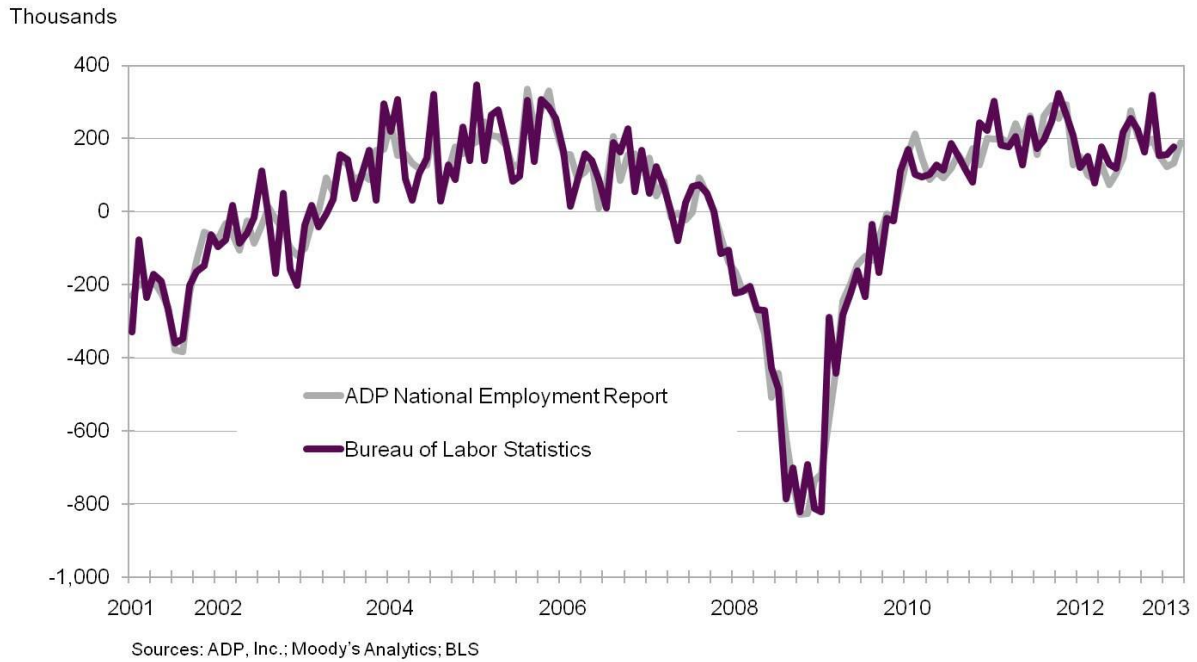


Chart 3. Change in Nonfarm Private Employment by Selected Industry

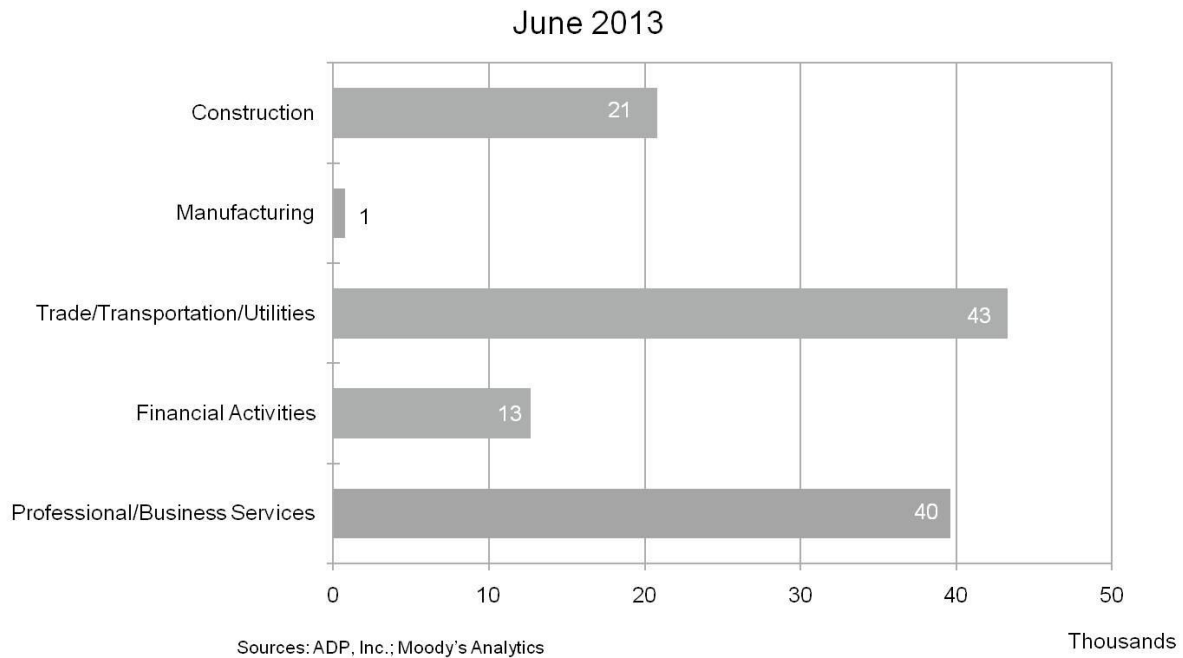
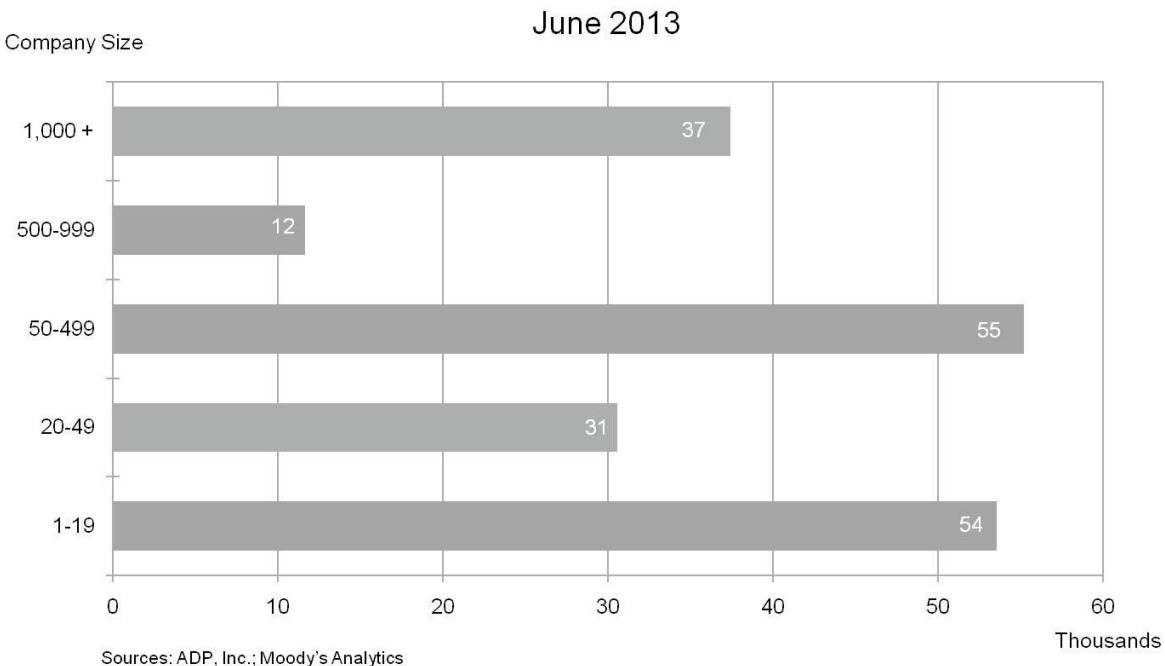


Chart 4. Change in Nonfarm Private Employment by Company Size



Note: All size data included in the ADP National Employment Report is based on size of business, defined as an entity with a unique Employer Identification Number, which may include multiple establishments. Sum of components may not equal total due to rounding.

Businesses with 49 or fewer employees added 84,000 jobs in June. Employment levels among medium-sized companies with 50-499 employees rose by 55,000, while employment at large companies – those with 500 or more employees – increased by 49,000.

The matched sample used to develop the *ADP National Employment Report* was derived from ADP payroll data, which represents 416,000 U.S. clients employing nearly 24 million workers in the U.S.

ADP Small Business Report[®]:

Due to the important contribution that small businesses make to economic growth, employment data that are specific to businesses with 49 or fewer employees is reported each month in the *ADP Small Business Report*[®], a subset of the *ADP National Employment Report*.

June 2013 Small Business Report Highlights*

Total Small Business Employment: 84,000

- **By size:**
 - 1-19 employees 54,000
 - 20-49 employees 31,000
- **By sector for 1-49 employees:**
 - Goods producing 14,000
 - Service providing 70,000

- **By sector for 1-19 employees:**
 - Goods producing 8,000
 - Service providing 45,000

- **By sector for 20-49 employees:**
 - Goods producing 6,000
 - Service providing 25,000

* Sum of components may not equal total, due to rounding.

Additional information about small business employment, including charts on monthly job growth and employment levels along with historical data, is available at www.adpemploymentreport.com.

To obtain additional information about the *ADP National Employment Report*, including additional charts, supporting data and the schedule of future release dates, or to subscribe to the monthly email alerts and RSS feeds, please visit www.adpemploymentreport.com.

The July 2013 *ADP National Employment Report* will be released at 8:15 a.m. ET on July 31, 2013.

About the *ADP National Employment Report*[®]

The ADP National Employment Report[®] is a monthly measure of the change in total U.S. nonfarm private employment derived from actual, anonymous payroll data of client companies served by ADP[®], a leading provider of human capital management solutions. The report, which measures nearly 24 million U.S. workers, is produced by the ADP Research Institute[®], a specialized group within the company that provides insights around employment trends and workforce strategy, in collaboration with Moody's Analytics, Inc.

The ADP Small Business Report is a monthly estimate of private nonfarm employment among companies in the U.S. with 1-49 employees and is a subset of the *ADP National Employment Report*. The data for both reports is collected for pay periods that can be interpolated to include the week of the 12th of each month, and processed with statistical methodologies similar to those used by the U.S. Bureau of Labor Statistics to compute employment from its monthly survey of establishments. Due to this processing, this subset is modified to make it indicative of national employment levels; therefore, the resulting employment changes computed for the *ADP National Employment Report* are not representative of changes in ADP's total base of U.S. business clients.

For a description of the underlying data and the statistical model used to create this report, please see "*ADP National Employment Report: Development Methodology*" at www.adpemploymentreport.com/docs/ADP-NER-Methodology-Full-Detail.pdf.

About Moody's Analytics

Moody's Analytics helps capital markets and risk management professionals worldwide respond to an evolving marketplace with confidence. The company offers unique tools and best practices for measuring and managing risk through expertise and experience in credit analysis, economic research and financial risk management. By providing leading-edge software, advisory services and research, including proprietary analyses from Moody's Investors Service, Moody's Analytics

integrates and customizes its offerings to address specific business challenges. Moody's Analytics is a subsidiary of Moody's Corporation (NYSE: MCO), which reported revenue of \$2.7 billion in 2012, employs approximately 6,800 people worldwide and has a presence in 28 countries. Further information is available at www.moodysanalytics.com.

About ADP

With more than \$10 billion in revenues and more than 60 years of experience, [ADP](#)[®] (NASDAQ: ADP) serves approximately 600,000 clients in more than 125 countries. As one of the world's largest providers of business outsourcing and [human capital management](#) solutions, ADP offers a wide range of [human resource](#), [payroll](#), [talent management](#), [tax](#) and [benefits administration solutions](#) from a single source, and helps clients comply with regulatory and legislative changes, such as the [Affordable Care Act](#) (ACA). ADP's easy-to-use solutions for employers provide superior value to companies of all types and sizes. ADP is also a leading provider of integrated computing solutions to [auto, truck, motorcycle, marine, recreational vehicle, and heavy equipment dealers](#) throughout the world. For more information about ADP or to contact a local ADP sales office, reach us at 1.800.225.5237 or visit the company's Web site at www.adp.com.

*The ADP logo, ADP, ADP National Employment Report, ADP Small Business Report, and the ADP Research Institute are registered trademarks of ADP, Inc.
Copyright © 2013, ADP, Inc.*

Media Contact:

Kate Rambo
Weber Shandwick for ADP
(617) 520-7048
krambo@webershandwick.com