



A more human resource.®

ADP National Employment Report: Private Sector Employment Increased by 219,000 Jobs in July

ROSELAND, N.J. – August 1, 2018 – Private sector employment increased by 219,000 jobs from June to July according to the July [ADP National Employment Report](#)®. Broadly distributed to the public each month, free of charge, the *ADP National Employment Report* is produced by the ADP Research Institute® in collaboration with Moody's Analytics. The report, which is derived from ADP's actual payroll data, measures the change in total nonfarm private employment each month on a seasonally-adjusted basis.

July 2018 Report Highlights*

View the *ADP National Employment Report* Infographic at www.adpemploymentreport.com.

Total U.S. Nonfarm Private Employment: 219,000

By Company Size

- **Small businesses: 52,000**
 - 1-19 employees 21,000
 - 20-49 employees 31,000
- **Medium businesses: 119,000**
 - 50-499 employees 119,000
- **Large businesses: 48,000**
 - 500-999 employees 24,000
 - 1,000+ employees 24,000

By Sector

- **Goods-producing: 42,000**
 - Natural resources/mining 3,000
 - Construction 17,000
 - Manufacturing 23,000
- **Service-providing: 177,000**
 - Trade/transportation/utilities 21,000
 - Information -1,000
 - Financial activities 15,000
 - Professional/business services 47,000
 - Professional/technical services 16,000
 - Management of companies/enterprises 4,000
 - Administrative/support services 28,000
 - Education/health services 48,000
 - Health care/social assistance 49,000
 - Education -1,000
 - Leisure/hospitality 37,000
 - Other services 9,000

* Sum of components may not equal total, due to rounding.

- **Franchise Employment****

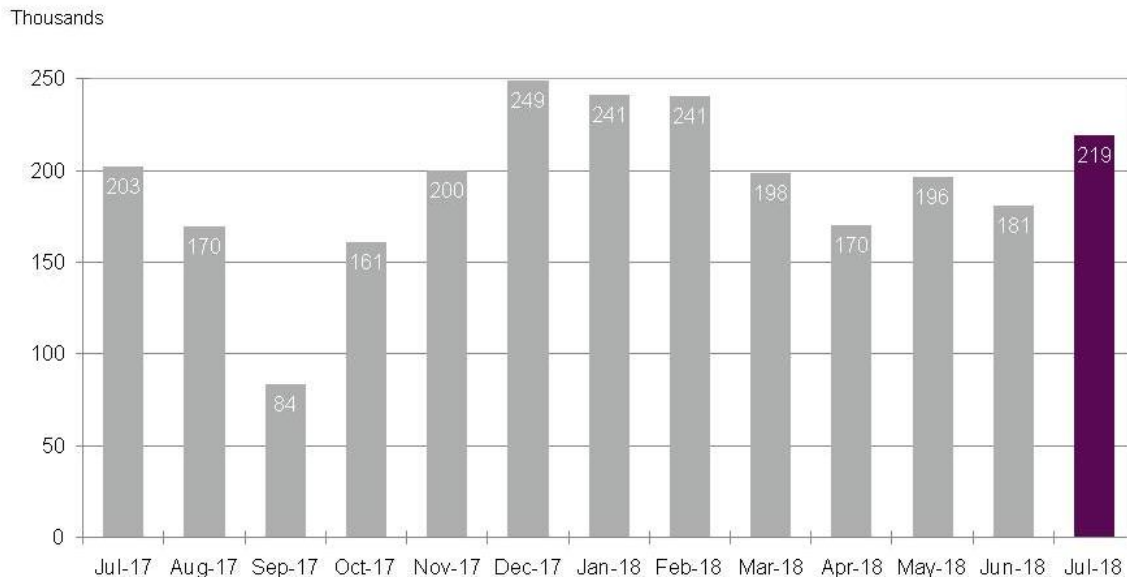
- Franchise jobs 15,100

**Complete details on franchise employment can be found [here](#).

“The labor market is on a roll with no signs of a slowdown in sight,” said Ahu Yildirmaz, vice president and co-head of the ADP Research Institute. “Nearly every industry posted strong gains and small business hiring picked up.”

Mark Zandi, chief economist of Moody’s Analytics, said, “The job market is booming, impacted by the deficit-financed tax cuts and increases in government spending. Tariffs have yet to materially impact jobs, but the multinational companies shed jobs last month, signaling the threat.”

Chart 1. Change in Total Nonfarm Private Employment



Sources: ADP Research Institute

Chart 2. Historical Trend – Change in Total Nonfarm Private Employment



Chart 3. Change in Nonfarm Private Employment by Selected Industry

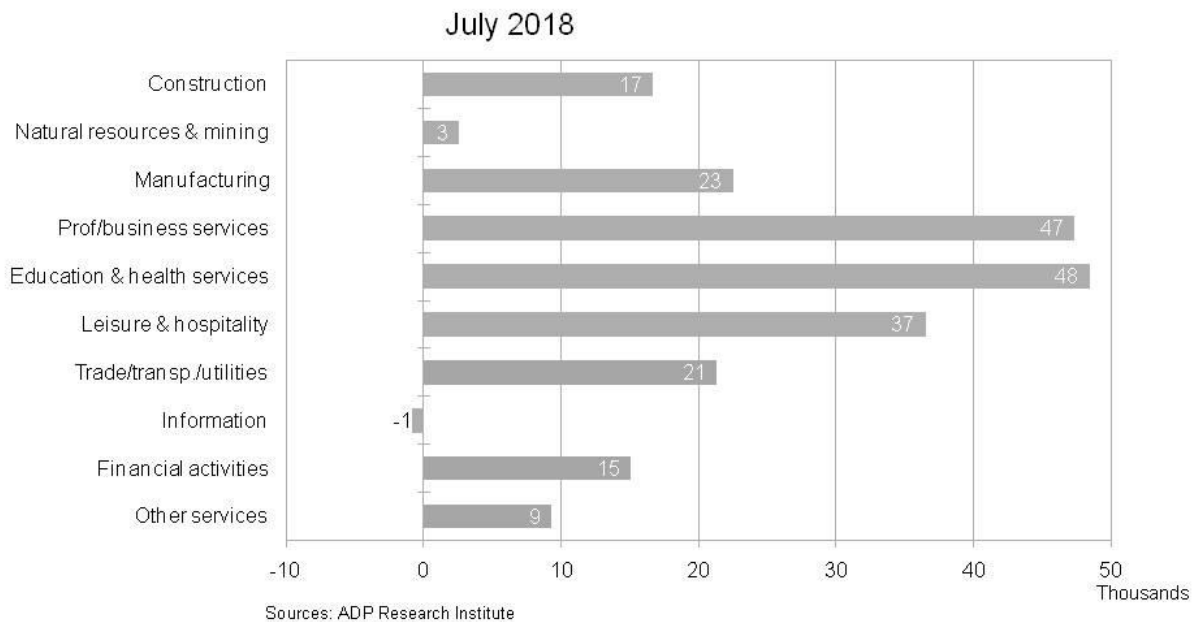
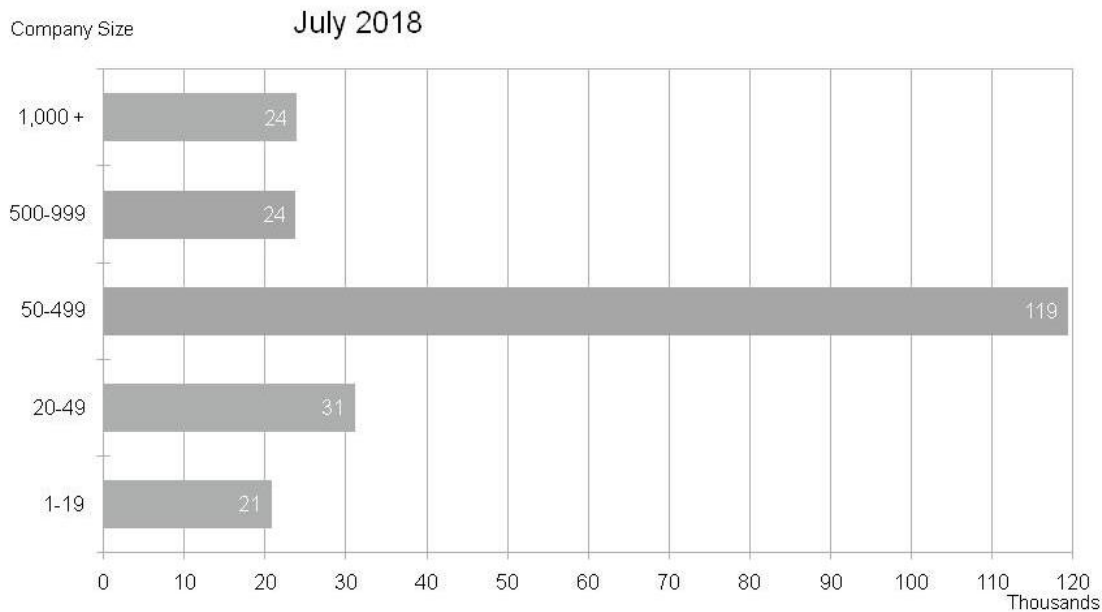


Chart 4. Change in Nonfarm Private Employment by Company Size



Sources: ADP Research Institute

Note: All size data included in the ADP National Employment Report is based on size of business, defined as an entity with a unique Employer Identification Number, which may include multiple establishments. Sum of components may not equal total due to rounding.

The matched sample used to develop the *ADP National Employment Report* was derived from ADP payroll data, which represents 411,000 U.S. clients employing nearly 24 million workers in the U.S. The June total of jobs added was revised up from 177,000 to 181,000.

To obtain additional information about the *ADP National Employment Report*, including additional charts, supporting data and the schedule of future release dates, or to subscribe to the monthly email alerts and RSS feeds, please visit www.adpemploymentreport.com.

The August 2018 *ADP National Employment Report* will be released at 8:15 a.m. ET on September 6, 2018.

About the *ADP National Employment Report*[®]

The *ADP National Employment Report*[®] is a monthly measure of the change in total U.S. nonfarm private employment derived from actual, anonymous payroll data of client companies served by ADP[®], a leading provider of human capital management solutions. The report, which measures nearly 24 million U.S. workers, is produced by the ADP Research Institute[®], a specialized group within the company that provides insights around employment trends and workforce strategy, in collaboration with Moody's Analytics, Inc.

Each month, ADP issues the *ADP National Employment Report* as part of the company's commitment to adding deeper insights into the U.S. labor market and providing businesses, governments and others with a source of credible and valuable information. The *ADP National Employment Report* is broadly distributed to the public each month, free of charge.

The data for this report is collected for pay periods that can be interpolated to include the week of the 12th of each month, and processed with statistical methodologies similar to those used by the U.S. Bureau of

Labor Statistics to compute employment from its monthly survey of establishments. Due to this processing, this subset is modified to make it indicative of national employment levels; therefore, the resulting employment changes computed for the *ADP National Employment Report* are not representative of changes in ADP's total base of U.S. business clients.

For a description of the underlying data and the statistical model used to create this report, please see the [ADP National Employment Report: Development Methodology](#).

About Moody's Analytics

Moody's Analytics helps capital markets and risk management professionals worldwide respond to an evolving marketplace with confidence. The company offers unique tools and best practices for measuring and managing risk through expertise and experience in credit analysis, economic research and financial risk management. By providing leading-edge software, advisory services, and research, including the proprietary analysis of Moody's Investors Service, Moody's Analytics integrates and customizes its offerings to address specific business challenges. Moody's Analytics is a subsidiary of Moody's Corporation (NYSE: MCO), which reported revenue of \$3.5 billion in 2015, employs approximately 10,800 people worldwide and maintains a presence in 36 countries. Further information is available at www.moodyanalytics.com.

About ADP (NASDAQ: ADP)

Powerful technology plus a human touch. Companies of all types and sizes around the world rely on ADP cloud software and expert insights to help unlock the potential of their people. HR. Talent. Benefits. Payroll. Compliance. Working together to build a better workforce. For more information, visit ADP.com.

ADP, the ADP logo, ADP A more human resource., ADP National Employment Report, ADP Small Business Report, ADP National Franchise Report, and ADP Research Institute are registered trademarks of ADP, LLC. All other marks are the property of their respective owners.

Copyright © 2018 ADP, LLC. All rights reserved.

ADP-Media

Media Contact:

Allyce Hackmann

ADP, LLC

(201) 400-4583

allyce.hackmann@adp.com